9. 69

Ersatzteilliste
Spare Parts List
Liste de pièces de rechange
Reservedelsliste
Reservdelslistan
Onderdelenlijst
Lista dei pezzi di ricambio
Lista de repuestos

CLAAS MATADOR STANDARD

AGRODRUZ

Zur Beachtung!

In dieser Ersatzteilliste sind alle Teile des Mähdreschers „Matador-Standard" in montagegerechter Anordnung dargestellt.

Der Katalog ist in die im nebenstehenden Inhaltsverzeichnis aufgeführten Gruppen gegliedert. Die abgebildeten Teile sind mit Bild-Nummern versehen. Diese zeigen auf den, neben den Bildtafeln stehenden, Textseiten die Ersatzteilnummer und deren Bezeichnungen an.

Die nach Nummern geordnete Teileliste (im Anschluß an die Bilderliste) zeigt zur schnellen Auffindung der Ersatzteilliste die Nummer der Bildtafel, auf der das entsprechende Teil zu finden ist.

Die angeführten Bezeichnungen: rechts, links, vorn und hinten sind in Fahrtrichtung zu verstehen.

Bei Bestellung von Ersatzteilen ist unbedingt die Maschinen-Nummer anzugeben.

Die Maschinennummer ist im Rahmen rechts neben dem Fahrerstand und auf dem Typenschild, am rechten Seitenblech des Fahrerstandes, eingeschlagen.

Ersatzteilnummer und Bezeichnung müssen bei Bestellungen angegeben werden.

Die Bestellungen von Ersatzteilen erfolgen über die zuständige Vertriebsfirma und **müssen** folgende Angaben enthalten:

1. Maschinen-Type
2. Maschinen-Nummer
3. Stückzahl der gewünschten Ersatzteile
4. Ersatzteilnummer der gewünschten Ersatzteile
5. Bezeichnung der gewünschten Ersatzteile
6. gewünschte Versandart (Expreßgut, Eilgut, Frachtgut, Post o. a.)
7. Genaue Adresse (Postleitzahl angeben)
   Bei Bahnversand Bahnstation angeben.

Bei einer telefonischen Bestellung schreibe man sich **vorher** die Maschinennummer auf.
Eine schriftliche Bestellung soll zum Beispiel lauten:

An die Firma .....
Senden Sie bitte express nach Station Buxtehude / Kreis Stade
für „Claas Columbus" Nr. 917340
1 x 801 530 Kettenspannerbolzen
2 x 235 911 Kugellager 6204 Z
2 x 610042 Ährenheber
Hochachtungsvoll! Unterschrift.
215 Buxtehude, Bahnhofstraße 4

Bildtafelübersicht der Ersatzteilliste

Bildtafel	Bezeichnung	Bildtafel	Bezeichnung
1	Rahmen	54	Schaltgetriebe
2	Rahmen	55	Differential
3	Rahmen	56	Bremsen
4	Rahmen	56 A	Bremsen
5	Strohausfallhaube	57	Achsgetriebe
6	Halmteiler kurz	58	Hydraulikpumpe
7	Halmteiler lang	59	Steuerventil
8	8½' Schneidwerkmulde	59 A	Steuerventil
9	10', 12', 14' Schneidwerkmulde	60	Mehrwegehahn
10	Schneidwerk	61	Haspelzylinder
11	Schneidwerk	62	Schneidwerkzylinder
12	Messerantrieb	62 A	Servo-Lenkung (Sonderwunsch)
13	Schneidwerkantrieb	63	Hydraulikleitungen
13 A	Schneidwerkantrieb	63 A	Hydraulikleitungen
14	Einzugstrommel	64	Hydraulikleitungen
15	Einzugstrommel	65	Hydraulikleitungen
16	Schrägförderer	66	Motorzubehör, Perkins
17	Schrägförderer	67	Motorzubehör, Perkins
18	Schneidwerkverstrebung	68	Motorzubehör, Perkins
19	Haspelaufbau	69	Motorzubehör, Perkins
19 A	Haspel-Varitor (Sonderwunsch)	70	Motorzubehör, Perkins
20	Haspel	71	Motorzubehör, Perkins
21	Haspel	72	Motorzubehör, Perkins
22	Trommel	72 A	Motorzubehör, Perkins
23	Trommelantrieb	72 B	Motorzubehör, Perkins
24	Korb	73	Motorzubehör, Perkins
24 A	Entgrannung	74	Motorzubehör, Ford
25	Wendetrommel	75	Motorzubehör, Ford
25 A	Wendetrommelantrieb	76	Motorzubehör, Ford
26	Schüttler	77	Motorzubehör, Ford
27	Siebkasten	78	Motorzubehör, Ford
28	Siebkastenantrieb	79	Motorzubehör, Ford
29	Siebe	80	Motorzubehör, Ford
30	Tonnengebläse	81	Motorzubehör, Ford
31	Überkehrelevator	82	Pressenübergang
32	Elevatorantrieb	83	Pressenaufbau
33	Kornelevator	84	Niederhalter
34	Sortierzylinder	85	Zubringer
35	Absackstand	86	Kolbenantrieb
36	Sackrutsche	87	Kolben
37	Längssackrutsche	88	Knoterantrieb
38	Aufstiegleiter	89	Nadel- und Bindfadenführung
39	Anbauteile	90	Knoterapparat
40	Armaturen	91	Strohbremseinrichtung
41	Armaturen	92	Strohrutsche
42	Fahrerstand	93	Schutzvorrichtungen
43	Fahrerstand	94	Schutzvorrichtungen
44	Fahrerstand	95	Strohhäcksler
45	Lenkung	96	Strohhäcksler
46	Lenkachse	97	Strohhäcksler
47	Schaltgestänge	98	Strohhäcksler
48	Spannrolle	99	Korntank-Behälter
49	Schutzvorrichtungen	100	Korntank-Kornelevator
50	Hauptantrieb	101	Korntank-Antrieb
51	Hauptantrieb	102	Korntank-Auslauf
52	Fahrantrieb	103	Korntank-Absackung
52 A	Fahrantrieb	104	Antriebselemente
53	Kupplung		

AGRODRUZ

Attention Please!

All Parts of the CLAAS COMBINE HARVESTER "MATADOR-STANDARD" illustrated in this Spare Parts Catalogue are shown in their correct sequence of fittine in groups as per the Index.

Every Part has its own identity Number, which in turn refers to the official Spare Parts Number of each Part as shown in the descriptive page adjoining the diagram. An Index of Spare Parts in chronological order (at the end of the illustrated Diagrams) serves to identify the number of the diagram in which reference to any particular Part is made.

All terms 'right', 'left', 'front' and 'rear' are meant as seen from the rear of the Machine.

It is imperative to quote the number of the Combine whenever odering Spare Parts.

The number of the Machine is punched into the frame itself on the right of the Driver's Platform as well as on the Manufacturer's Plate, which will be found on the off-side panel of the Driver's Platform.

Quote the Correct Spare Parts Number and Full Description in all orders.

Spare Parts **must** be ordered through an appointed Claas Dealer or through the Importers and **must** be complete in all these details: —

1. Typ of Combine
2. Number of Combine
3. Number of Parts required
4. The official Spare Parts Number of the part required.
5. Description of the Part required.
6. Method of despatch (i. e. Express, Passenger Train, Freight, Post, etc.)
7. Correct adress (in block letters)
   In the case of goods by rail state your nearest Station.

All descriptions in the Spare Parts List are in German. To assist you in understanding basic terms which frequently recur, we quote their translations:

Bildtafel	Diagram
Gruppe	Group
Bild-Nr.	Parts Identity Number
Ersatzteil-Nr.	Official Spare Parts Number
Bezeichnung	Description
Stück / Gr.	Pieces per Number
Bemerkung	Remarks
Sonderwunsch	Upon request
ab Masch.-Nr. . . .	From Machine Number . . . up
bis Masch.-Nr. . . .	Up to Machine Number . . .
von Masch.-Nr. . bis Masch.-Nr. .	From Machine Number . . to Machine Number . .

Index of Spare Parts List Diagrams

Diagram	Description	Diagram	Description
1	Frame	54	Gears
2	Frame	55	Differential
3	Frame	56	Brakes
4	Frame	56 A	Brakes
5	Hood	57	Reduction Gears
6	Dividers short	58	Hydraulic Pump
7	Dividers long	59	Control Unit
8	Cutter Bar well 8½ ft.	59 A	Control Unit
9	Cutter Bar well 10 ft., 12 ft., 14 f.t	60	Change-over Valve
10	Cutter Bar	61	Reel Piston
11	Cutter Bar	62	Cutter Bar Piston
12	Knife Drive	62 A	Hydraulic Steering (upon request)
13	Corn Conveyor Drive	63	Hydraulic Pipes and Lines
13 A	Corn Conveyor Drive	63 A	Hydraulic Pipes and Lines
14	Main Table Auger	64	Hydraulic Pipes and Lines
15	Main Table Auger	65	Hydraulic Pipes and Lines
16	Corn Conveyor	66	Engine Accessories, Perkins
17	Corn Conveyor	67	Engine Accessories, Perkins
18	Cutter Bar stays and struts	68	Engine Accessories, Perkins
19	Reel Support	69	Engine Accessories, Perkins
19 A	Variable Reel Drive (upon request)	70	Engine Accessories, Perkins
20	Reel	71	Engine Accessories, Perkins
21	Reel	72	Engine Accessories, Perkins
22	Drum	72 A	Engine Accessories, Perkins
23	Drum Drive	72 B	Engine Accessories, Perkins
24	Concave	73	Engine Accessories, Perkins
24 A	Disawning	74	Engine Accessories, Ford
25	Impeller	75	Engine Accessories, Ford
25 A	Impeller Drive	76	Engine Accessories, Ford
26	Straw Walkers	77	Engine Accessories, Ford
27	Sieve Box	78	Engine Accessories, Ford
28	Sieve Box Drive	79	Engine Accessories, Ford
29	Sieves	80	Engine Accessories, Ford
30	Fan	81	Engine Accessories, Ford
31	Returns Elevator	82	Baler Support Part
32	Elevator Drive	83	Baler assembly
33	Grain Elevator	84	Spring Leaves
34	Grading Cylinder	85	Overhead Feeder
35	Bagging-off Platform	86	Ram Drive
36	Sack Ramp	87	Ram
37	Extended Sack Ramp	88	Knotter Drive
38	Steps	89	Needle and Twine circuit
39	Accessories	90	Knotter
40	Instrument Panel	91	Star-wheels and Bale Brake
41	Instrument Panel	92	Bale Chute
42	Driver's Platform	93	Safety Guards
43	Driver's Platform	94	Safety Guards
44	Driver's Platform	95	Straw Chopper
45	Steering	96	Straw Chopper
46	Steering Axle	97	Straw Chopper
47	Gear Lever	98	Straw Chopper
48	Jockey Pulley	99	Corn Tank Shell
49	Safety Guards	100	Corn Tank - Grain Elevator
50	Main Drive	101	Corn Tank Drive
51	Main Drive	102	Corn Tank Outlet
52	Road Drive	103	Corn Tank Bagging
52 A	Road Drive	104	Drive elements
53	Clutch		

AGRODRUZ

Attention!

Vous trouvez dans cette liste de pièces détachées toutes les pièces de la moissonneuse-batteuse "Matador-Standard" selon l'ordre de montage.

Le catalogue est partagé en différents groupes, que vous trouvez dans l'index. Chaque pièce dessinée a un numéro. Celui-ci est répété dans le texte à coté des tableaux dessinés et vous donne là le numéro de la pièce et sa désignation.

La liste des numéros à la fin du livre vous donne les numéros des pièces et le tableau sur lequel vous pourrez trouver la pièce en question.

Les indications à droite, à gauche, avant et arrière doivent être comprises dans le sens de l'avancement de la machine.

Le numéro de machine se trouve sur le châssis à droite du poste de conduite ou sur la plaque de la tôle latérale droite de ce poste.

Ce numéro est gravé sur la cornière de la paroi frontale a gauche (vue de l'avant). Le numéro de la pièce doit être indiqué lors des commandes.

Les commandes de pièces détachées ont lieu par l'intermédiaire des dépositaires compétents et doivent comporter les indications suivantes.

1. Type de la machine
2. Numéro de la machine
3. Nombre de pièces désirées
4. Numéro des pièces demandées
5. Genre d'expédition (Express, grande vitesse, marchandises en détail, poste).
6. Adresse exacte (écrite lisiblement). En cas d'envoi en gare indiquer le nom de la station.

La liste des pièces détachées est en langue allemande. Pour vous faciliter le travail vous trouvez ici la traduction des mots qui se répétent souvent.

Bildtafel	Tableau dessiné
Gruppe	groupe
Bild-Nr.	No. de la figure
Ersatzteil-Nr.	No. de la pièce
Bezeichnung	Désignation
Stück / Gr.	Nombre de pièces par groupe
Bemerkung	Remarque
Sonderwunsch	sur demande spéciale
ab Masch.-Nr. . . .	à partir du numéro de machine
bis Masch.-Nr. . .	Jusqu'à numéro de machine
von Masch.-Nr. . bis Masch.- Nr. .	à partir du numéro de machine . . . Jusqu'à numéro de machine . . .

Planches du catalogue de pièces de rechange

Tableau	Désignation	Tableau	Désignation
1	Châssis	54	Boîte de changement de vitesses
2	Châssis	55	Différentiel
3	Châssis	56	Freins
4	Châssis	56 A	Freins
5	Dôme pour machines sans presse	57	Boîtier d'arbre
6	Diviseur, court	58	Pompe hydraulique
7	Diviseur, long	59	Soupape de réglage
8	Coupe, 8½'	59 A	Soupage de réglage
9	Coupe, 10', 12', 14'	60	Robinet multi-voies
10	Coupe	61	Cylindre de rabatteur
11	Coupe	62	Cylindre de coupe
12	Entraînement de la lame	62 A	Direction assistée (Supplément)
13 A	Entraînement d'élévateur	63	Conduites hydrauliques
13	Entraînement d'élévateur	63 A	Conduites hydrauliques
14	Cylindre d'amenée	64	Conduites hydrauliques
15	Cylindre d'amenée	65	Conduites hydrauliques
16	Elévateur d'amenée	66	Pièces d'adaptation, moteur Perkins
17	Elévateur d'amenée	67	Pièces d'adaptation, moteur Perkins
18	Renforcement de coupe	68	Pièces d'adaptation, moteur Perkins
19	Superstructure de rabatteur	69	Pièces d'adaptation, moteur Perkins
19 A	Variateur de rabatteur (Supplément)	70	Pièces d'adaptation, moteur Perkins
20	Rabatteur	71	Pièces d'adaptation, moteur Perkins
21	Rabatteur	72	Pièces d'adaptation, moteur Perkins
22	Tambour-Batteur	72 A	Pièces d'adaptation, moteur Perkins
23	Entraînement de batteur	72 B	Pièces d'adaptation, moteur Perkins
24	Contre-batteur	73	Pièces d'adaptation, moteur Perkins
24 A	Ebarbage	74	Pièces d'adaptation, moteur Ford
25	Tire-paille	75	Pièces d'adaptation, moteur Ford
25 A	Entraînement d' tire-paille	76	Pièces d'adaptation, moteur Ford
26	Secoueur	77	Pièces d'adaptation, moteur Ford
27	Caisson à tamis	78	Pièces d'adaptation, moteur Ford
28	Entraînement du caisson	79	Pièces d'adaptation, moteur Ford
29	Tamis	80	Pièces d'adaptation, moteur Ford
30	Ventilateur principal	81	Pièces d'adaptation, moteur Ford
31	Elévateur de retour	82	Pièces d'adaptation de presse
32	Commande d'élévateur	83	Châssis de presse
33	Elévateur à grain	84	Reteneur
34	Cylindre trieur	85	Ameneur
35	Poste d'ensachage	86	Entraînement de piston
36	Glissière à sacs	87	Piston
37	Glissière longitudinale	88	Commande de noueur
38	Echelle	89	Aiguille et guide-ficelle
39	Pièces d'adaptation	90	Appareil noueur
40	Armatures	91	Frein à paille
41	Armatures	92	Glissière à paille
42	Poste de conduite	93	Dispositifs de sécurité
43	Poste de conduite	94	Dispositifs de sécurité
44	Poste de conduite	95	Broyeur de paille
45	Direction	96	Broyeur de paille
46	Axe de direction	97	Broyeur de paille
47	Timonerie de changement de vitesse	98	Broyeur de paille
48	Rouleau tendeur	99	Trémie à grain
49	Dispositifs de sécurité	100	Trémie à grain-élévateur
50	Commande principale	101	Trémie à grain-commande
51	Commande principale	102	Trémie à grain-vidange
52	Commande d'avancement	103	Trémie à grain
52 A	Commande d'avancement	104	Courroies et chaînes de transmission
53	Embrayage		

AGRODRUZ

Bemærk!

I denne reservedelsliste er alle dele for mejetærsker "Matador-Standard" anført i monteringsorden.

Kataloget er inddelt i de i omstående indholdsfortegnelse anførte grupper. De afbildede dele er forsynet med billed-numre. Disse henviser til billedtavlernes tekstsider, hvor reservdelsnumrene er anført med forklarende tekst.

I styklisten, hvor delene er opført i nummerorden (efter billedtavlerne), er udfor hver del anført nummeret på den billedtavle, hvor den pågældende del er vist.

Angivelserne: højre (rechts), venstre (links), forrest (vorn) og bagest (hinten) skal forstås i maskinens kørselsretning.

Ved bestilling af reservedele er det absolut nødvendigt at angive maskinens nummer.

Maskinnummeret er indhugget i chassiset til højre for førerstanden og på typeskiltet på førerstandens højre sideplade.

Reservedelsnummer og betegnelse må anføres ved bestillinger.

Bestillinger af reservedele sker gennem den stedlige forhandler og skal indeholde følgende oplysninger:

1. Maskin-type
2. Maskin-nummer
3. Antallet af de ønskede dele
4. Reservedelsnumre på de ønskede reservedele
5. Navne på de ønskede reservedele
6. Forsendelsesmåde (ekspresgods, ilgods, fragtgods, post o. s.v.)
7. Nøjagtig adresse (skrevet tydeligt).
   Ved forsendelse pr. bane anføres stationens navn.

Reservedelslisten er udfærdiget på tysk. For at lette forståelsen er de mest anvendte betegnelser nedenfor oversat til dansk:

Bildtafel	billedtavle
Gruppe	gruppe
Bild.-Nr.	billed-nr.
Ersatzteil-Nr.	reservedels-nr.
Bezeichnung	betegnelse
Stück pr. Gr.	stykantal pr. gr.
Bemerkung	bemærkning
Sonderwunsch	ekstra-udstyr
ab Masch.-Nr. . . .	fra mask.-nr. . .
bis Masch.-Nr. . .	til mask.- nr. . .
von Masch.-Nr. . . bis Masch.- Nr. . .	fra mask.-nr. . . til mask.-nr. . .

Oversigt over billedtavlerne i reservedelslisten

Billed-tavle	Betegnelse	Billed-tavle	Betegnelse
1	Chassis	53	Kobling
2	Chassis	54	Gearkasse
3	Chassis	55	Differentiale
4	Chassis	56	Bremser
5	Halmskærm	56 A	Bremser
6	Stråskiller, kort	57	Hjul med udvekslingsgear
7	Stråskiller, lang	58	Hydraulikpumpe
8	8½' Skærbord	59	Styreventil
9	10', 12', 14' Skærbord	59 A	Styreventil
10	Knivtræk	60	Fartregulator
11	Dele til skærbord	61	Løftecylinder for vinde
12	Knivtræk	62	Løftecylinder for skærbord
13	Træk til indføringskanal	62 A	Servo-styring (ekstra-udstyr)
13 A	Træk til indføringskanal	63	Olierør
14	Indføringstromle	63 A	Olierør
15	Indføringstromle	64	Olierør
16	Indføringskanal	65	Olierør
17	Indføringskanal	66	Motortilbehør, Perkins
18	Skærbordsaftstivning	67	Motortilbehør, Perkins
19	Støtterør til lejesædsvinde	68	Motortilbehør, Perkins
19 A	Vindevariator (ekstra-udstyr)	69	Motortilbehør, Perkins
20	Lejesædsvinde	70	Motortilbehør, Perkins
21	Lejesædsvinde	71	Motortilbehør, Perkins
22	Tærskecylinder	72	Motortilbehør, Perkins
23	Træk til tærskecylinder	72 A	Motortilbehør, Perkins
24	Tærskebro	72 B	Motortilbehør, Perkins
24 A	Kørning	73	Motortilbehør, Perkins
25	Vendetromle	74	Motortilbehør, Ford
25 A	Træk til Vendetromle	75	Motortilbehør, Ford
26	Halmryster	76	Motortilbehør, Ford
27	Soldkasse	77	Motortilbehør, Ford
28	Soldkassetræk	78	Motortilbehør, Ford
29	Sold	79	Motortilbehør, Ford
30	Underblæser	80	Motortilbehør, Ford
31	Returelevator	81	Motortilbehør, Ford
32	Elevatortræk	82	Dele til påbygning af presse
33	Kornelevator	83	Presse-chassis
34	Sortercylinder	84	Afstryger
35	Sækkestand	85	Nedpakker
36	Sækkeslidsk	86	Stempeltræk
37	Lang sækkeslidsk	87	Stempel
38	Trappe til førerstand	88	Træk for bindeapparat
89	Bageste stige og afskærmninger	89	Nål og garnføring
40	Lygter, omdrejningstæller og ildslukker	90	Bindeapparat
		91	Ballebremse
41	Instrumentbræt med instrumenter	92	Halmslidsk
42	Førerstand	93	Afskærmninger
43	Bremsepedaler	94	Afskærmninger
44	Forbindelsestænger og styrestænger	95	Halmsnitter
45	Rat og rahus	96	Halmsnitter
46	Styretøj	97	Halmsnitter
47	Tilkoblingshåndtag med forbindelsesstænger	98	Halmsnitter
		99	Korntank
48	Strammerulle	100	Elevator til korntank
49	Beskyttelsesanordninger	101	Korntank-træk
50	Hovedtræk	102	Korntank-udløb
51	Hovndtræk	103	Korntank
52	Fremdriftstræk	104	Skitse over kilrems og kædetræk
52 A	Fremdriftstræk		

AGRODRUZ

Att observera!

I denna reservdelskatalog visas SFM tröskans alla delar i monteringsriktig ordning.

Katalogen är uppdelad i grupper enligt innehållsförteckningen. De avbildade delarna är försedda med bildnummer. Dessa hänvisar till reservdelsnumren och deras beteckningar på den, mot bildsidan om, befintliga textsidan.

Den i numerordning ordnade reservdelslistan (i anslutning till bildlistan) möjliggör att man snabbt kan finna, på vilken bildsida en viss del er att finna.

De angivna beteckningarna: höger, vänster, fram och bak är sett i maskinens körriktning.

Vid beställning av reservdelar måste ovilkor-ligen serienumret angivnas.

Maskinnumret är inslagit dels i ramen till höger bredvid förarplatsen och dels på typplåten på förarplatsens högra sidoplåt.

Reservdelsnummer och beteckning måste angivas vid beställning.

Beställning av reservdelar sker över behörig återförsäljare och måste innehålla följande uppgifter:

1. Maskintyp
2. Maskinnumret
3. Antal av de önskade reservdelarna
4. De önskade reservdelarnas nummer
5. De önskade reservdelarnas beteckning
6. Önskat leveranssätt (expressgods, ilgods. fraktgods, post etc.)
7. Korrekt adress (tydligt skriven). Vid sändning per järnväg skall järnvägsstationen angivas.

Reservdelslistan är skriven på tyska språket. För att underlätta Edert arbete med katalogen finner Ni nedan de vanligaste orden översatta:

Bildtafel	Bildsida
Gruppe	Grupp
Bild.-Nr.	Bild nr.
Ersatzteil-Nr.	Reservdel nr.
Bezeichnung	Beteckning
Stück pr. Gr.	Antal per grupp
Bemerkung	Anmärkning
Sonderwunsch	Extra utrustning
ab Masch.-Nr. . . .	fr. o. m. serie nr. . .
bis Masch.-Nr. . .	t. o. m. serie nr. . .
von Masch.-Nr. . . bis Masch.- Nr. . .	fr. o. m. serie nr. . . t. o. m. serie nr. . .

Gruppöversikt till reservdelslista

Grupp	Beteckning	Grupp	Beteckning
1	Underrede	54	Transmission
2	Underrede	55	Differential
3	Underrede	56	Bromsar
4	Underrede	56 A	Bromsar
5	Huv	57	Framaxeldrivning
6	Stråskiljare, kort	58	Hydraulikpump
7	Stråskiljare, lång	59	Regleringsventil
8	Kärntråg 8½' skärbord	59 A	Regleringsventil
9	Kärntråg 10', 12', 14' skärbord	60	Flervägskran
10	Skärverk	61	Haspelcylinder
11	Skärverk	62	Skärverkscylinder
12	Knivdrivning	62 A	Servo-styrning (extra utrustning)
13	Inmatningselevator-drivning	63	Hydraulikledningar
13 A	Inmatningselevator-drivning	63 A	Hydraulikledningar
14	Inmatningsskruv	64	Hydraulikledningar
15	Inmatningsskruv	65	Hydraulikledningar
16	Inmatningselevator	66	Motortillbehör, Perkins
17	Inmatningselevator	67	Motortillbehör, Perkins
18	Sträva för skärverk	68	Motortillbehör, Perkins
19	Haspelupphängning	69	Motortillbehör, Perkins
19 A	Haspel-variator (extra utrustning)	70	Motortillbehör, Perkins
20	Haspel	71	Motortillbehör, Perkins
21	Haspel	72	Motortillbehör, Perkins
22	Tröskcylinder	72 A	Motortillbehör, Perkins
23	Tröskcylinder-drivning	72 B	Motortillbehör, Perkins
24	Slagsko	73	Motortillbehör, Perkins
24 A	Körnare	74	Motortillbehör, Ford
25	Halmcylinder	75	Motortillbehör, Ford
25 A	Halmcylinder-drivning	76	Motortillbehör, Ford
26	Skakare	77	Motortillbehör, Ford
27	Sållapparat	78	Motortillbehör, Ford
28	Sållåda-drivning	79	Motortillbehör, Ford
29	Såll	80	Motortillbehör, Ford
30	Fläkt	81	Motortillbehör, Ford
31	Returelevator	82	Pressförbindning
32	Elevatordrivning	83	Presspåbyggnad
33	Kärnelevator	84	Nedhållare
34	Sorteringscylinder	85	Medbringare
35	Säckningsplattform	86	Kolvdrivning
36	Säckränna	87	Kolv
37	Längsgående säckränna	88	Drivdetaljer till knytare
38	Påstigningsstege	89	Nål och garnledare
39	Påbyggnadsdelar	90	Knytapparat
40	Instrument	91	Balbroms
41	Instrument	92	Balbana
42	Förarplats	93	Skyddsanordningar
43	Förarplats	94	Skyddsanordningar
44	Förarplats	95	Halmskärare
45	Styrning	96	Halmskärare
46	Styraxel	97	Halmskärare
47	Kopplingsstänger	98	Halmskärare
48	Spännrulle	99	Sädestank-behållare
49	Skyddsanordningar	100	Sädestank-kärnelevator
50	Huvuddrivning	101	Sädestank-drivning
51	Huvuddrivning	102	Sädestank-tömning
52	Körning-drivning	103	Sädestank-säckning
52 A	Körning-drivning	104	Drivelement
53	Koppling		

AGRODRUZ

Opgelet!

In deze lijst zijn de onderdelen, zoals deze in de maaidorser CLAAS "Matador-Standard" aanwezig zijn, in perspectief en in de orde van de montage getekend.

De afbeeldingen zijn gerangschikt naar diverse groepen (zie groepenoverzicht). De delen hebben in iedere tekening een nummer. Met dit beeldnummer zoekt men in de tekstbladzijde het onderdeelnummer en de naam ervan. De onderdelenlijst aan het einde van dit boek geeft U naast het onderdeelnummer ook het nummer van de beeldtafel waar het onderdeel te vinden is. De omschrijvingen rechts, links, van voor en van achter zijn steeds in rijrichting gedacht. Bij bestellingen van onderdelen moet het machinenummer steeds vermeld worden.

Het machine-nummer is rechts vun de bestuurders-plattform in het chassis of op de typeplaat op de rechte zijplaat van de bestuurders-plattform ingeslagen.

Het onderdeelnummer moet bij bestellingen altijd aangegeven worden.

Bestellingen van onderdelen kunnen slechts via de rayon-importeur geschieden. Zij moeten de volgende gegevens bevatten.

1. Het type van de machine
2. Het nummer van de machine
3. Het aantal van de gewenste onderdelen
4. Het nummer van de gewenste onderdelen
5. Op welke wijze moet worden verzonden (als express, als vrachtgoed, per post o. i. d.)
6. Juiste adres (duidelijk geschreven) Bij verzending per spoor ook het station opgeven.

De onderdelenlijst is in het duits geschreven. Om het werk ermee gemakkelijker te maken, zijn hier de meest voorkomende woorden vertaald:

Bildtafel	Beeldtafel
Gruppe	Groep
Bild.-Nr.	Beeld-nr.
Ersatzteil-Nr.	Onderdeelnummer
Bezeichnung	Naam
Stück pr. Gr.	Stuks per groep
Bemerkung	Opmerking
Sonderwunsch	Op bijzondere wens
ab Masch.-Nr. . . .	van machinenummer . . .
bis Masch.-Nr. . .	tot machinenummer . . .
von Masch.-Nr. . . bis Masch.- Nr. . .	van machinenummer . . tot machinenummer . .

Groepenoverzicht van de onderdelenlijst

Groep	Omschrijving	Groep	Omschrijving
1	Chassis	54	Versnellingsbak
2	Chassis	55	Differentieel
3	Chassis	56	Remmen
4	Chassis	56 A	Remmen
5	Kap voor machine zonder pers	57	Wielaandrijving
6	Halmverdeler, kort	58	Hydraulische pomp
7	Halmverdeler, lang	59	Hydraulische regelventiel
8	Maaibord, 8½'	59 A	Hydraulische regelventiel
9	Maaibord, 10', 12', 14'	60	Hydraulische regelkraan
10	Maaibord	61	Haspelcylinder
11	Maaibord	62	Cylinder van het maaibord
12	Mesaandrijving	62 A	Hydraulische stuurinrichting (op bijzondere wens)
13	Aandrijving van de opvoerketting	63	Hydraulische leidingen
13 A	Aandrijving van de opvoerketting	63 A	Hydraulische leidingen
14	Invoervijzel	64	Hydraulische leidingen
15	Invoervijzel	65	Hydraulische leidingen
16	Opvoerkanaal	66	Opbouwdelen voor Perkins-Motoren
17	Opvoerketting	67	Opbouwdelen voor Perkins-Motoren
18	Streven van het maaibord	68	Opbouwdelen voor Perkins-Motoren
19	Aanbouw van de haspel	69	Opbouwdelen voor Perkins-Motoren
19 A	Haspelvariator (op bijzonderen wens)	70	Opbouwdelen voor Perkins-Motoren
20	Haspel	71	Opbouwdelen voor Perkins-Motoren
21	Haspel	72	Opbouwdelen voor Perkins-Motoren
22	Dorstrommel	72 A	Opbouwdelen voor Perkins-Motoren
23	Aandrijving van de dorstrommel	72 B	Opbouwdelen voor Perkins-Motoren
24	Dorskorf	73	Opbouwdelen voor Perkins-Motoren
24 A	Beukerinstallatie	74	Opbouwdelen voor Ford-Motoren
25	Afneemtrommel	75	Opbouwdelen voor Ford-Motoren
25 A	Aandrijving van de afneemtrommel	76	Opbouwdelen voor Ford-Motoren
26	Schudder	77	Opbouwdelen voor Ford-Motoren
27	Zeefkast	78	Opbouwdelen voor Ford-Motoren
28	Aandrijving van de zeefkast	79	Opbouwdelen voor Ford-Motoren
29	Zeven	80	Opbouwdelen voor Ford-Motoren
30	Windmolen	81	Opbouwdelen voor Ford-Motoren
31	Terugvoerelevator	82	Overgang voor de pers
32	Aandrijving van de elevator	83	Perschassis
33	Graanelevator	84	Neerhouder
34	Sorteercylinder	85	Aanvoerder
35	Opzakstand	86	Kolfaandrijving
36	Zakkenglijbaan	87	Kolf
37	Zakkenglijbaan	88	Aandrijving van de knoopapparaat
38	Ladder	89	Naald en touwleiding
39	Opbouwdelen	90	Knoopapparaat
40	Armaturen	91	Stroreminrichting
41	Armaturen	92	Stroglijbaan
42	Bestuurdersplattform	93	Bescherminrichtingen
43	Bestuurdersplattform	94	Bescherminrichtingen
44	Bestuurdersplattform	95	Strohakselaar
45	Stuurinrichting	96	Strohakselaar
46	Stuuras	97	Strohakselaar
47	Schakelstangen	98	Strohakselaar
48	Spanrol	99	Graantank
49	Bescherminrichtingen	100	Graantank-Elevator
50	Hoofdaandrijving	101	Graantank-aandrijving
51	Hoofdaandrijving	102	Graantank-uitlop
52	Aandrijving van de voortbeweging	103	Graantank
52 A	Aandrijving van de voortbeweging	104	Aandrijfelementen
53	Koppeling		

AGRODRUZI

Da tendere in considerazione!

Tutti i pezzi della mietitrebbia „Matador-Standard" sono elencati in questa lista nel giusto ordine di montaggio.

Il catalogo riporta i pezzi in gruppi, che sono contenuti nella seguente clasificazione.

Le figure dei pezzi sono numerate distintamente. Tutti i pezzi sono distinti con un numero di riferimento che possono trovare insieme colla descrizione nel testo.

La classificazione per ordine numerico riportata in fondo al presente catalogo segna la indicazione della pagina nella quale il pezzo in questione e descritto. La indicazione a destra, a sinistra, davanti, a dietro debbono sempre essere vedute nella direzione di avanzamento della macchina.

Il numero della macchina é stampato sul ferro ad tura dalla parte destra del posto di guida; oppure sul cartellino di matricola.

Questro numero é stampato sul ferro ad angolo della parete sinistra (guardando la macchina dal difronte). Le ordinazioni dei pezzi di ricambio non dovranno mai assere trasmesse senza il numero di riferimento per ciascun pezzo.

Consigliamo di acquistare le parti di ricambio sempre dall'importatore oppure dei relativi agenti qualificati. Gli ordine dei ricambi debbono assolutamente contenere le seguenti indicazioni della macchina.

1. Tipo della macchina
2. Numero di matricola della macchina
3. Quantitá dei pezzi desiderati
4. Numero di riferimento de ciascun pezzo richiesto
5. Mezzo desiderato per la spedizione
6. Indirizzio preciso del committente e per la spedizione a mezzo ferravia — indicazione della stazione di destinazione.

La lista dei pezzi di ricambio é scritta in lingua tedesca. Si trova qui la taduzione dei verbi stessi ripetuti.

Bildtafel	Fig. Tavola
Gruppe	Gruppo
Bild-Nr.	Fig.-Nr.
Ersatzteil-Nr.	Pezzo-Nr.
Bezeichnung	Denominazione
Stück / Gr.	Pezzi per macchine
Bemerkung	Osservazione
Sonderwunsch	su domanda speziale
ab Masch.-Nr. . . .	dalla macchina Nr. . . .
bis Masch.-Nr. . .	alla macchina Nr. . . .
von Masch.-Nr. . bis Masch.- Nr. .	dalla macchina Nr. . . . alla macchina Nr. . . .

Tavola delle parti principali della macchina

Figura tavola	Denominazione	Figura tavola	Denominazione
1	Parti dell'intelaiatura	53	Frizione
2	Parti dell'intelaiatura	54	Parti del cambio
3	Parti dell'intelaiatura	55	Differenziale
4	Parti dell'intelaiatura	56	Freni
5	Parti della cuffia	56 A	Freni
6	Puntazze corte	57	Riduttore
7	Puntazze lunghe	58	Parti pompa idraulica
8	Intelaiatura barra da 2,60 m	59	Deviatore idraulico
9	Intelaiatura barra da 3 m, 3,60 m, 4,20 m	59 A	Deviatore idraulico
10	Barra falciante	60	Variatore giri battitore
11	Barra falciante	61	Cilindro dell'aspo
12	Parti lama falciante	62	Cilindro della barra
13	Parti comando barra	62 A	Sterzo idrauliche (su domanda)
13 A	Parti comando barra	63	Tubazioni idrauliche
14	Coclea convogliatrice	63 A	Tubazioni idrauliche
15	Parti colea convogliatrice	64	Tubazioni idrauliche
16	Trasportatore	65	Tubazioni idrauliche
17	Parti del trasportatore	66	Parti del motore Perkins
18	Tiranti barra	67	Parti del motore Perkins
19	Intelaiatura aspo	68	Parti del motore Perkins
19 A	Variatore dell'aspo (su domando)	69	Parti del motore Perkins
20	Parti dell'aspo	70	Parti del motore Perkins
21	Parti dell'aspo	71	Parti del motore Perkins
22	Battitore	72	Parti del motore Perkins
23	Pulegge comando battitore	72 A	Parti del motore Perkins
24	Controbattitore	72 B	Parti del motore Perkins
24 A	Spranatura	73	Parti del motore Perkins
25	Lanciatore	74	Parti del motore Ford
25 A	Comandi dell'lanciatore	75	Parti del motore Ford
26	Scuotipaglia	76	Parti del motore Ford
27	Cassone crivellante	77	Parti del motore Ford
28	Parti comando cassone	78	Parti del motore Ford
29	Crivelli	79	Parti del motore Ford
30	Ventilatore	80	Parti del motore Ford
31	Elevatore di ricupero	81	Parti del motore Ford
32	Comandi dell'elevatore	82	Parti pressa incorporata
33	Elevatore del grano	83	Intelaiatura della pressa incorporata
34	Selezionatore	84	Lamiere convogliatrici
35	Posto d'insaccaggio	85	Forche alimentatrici
36	Scivolo corto	86	Parti comando pistone
37	Scivolo lungho	87	Pistone
38	Parti scala	88	Comando legatore
39	Parti scala posteriore	89	Aghi e cassetta per il filo
40	Armature	90	Legatore
41	Cruscotto	91	Freni per la paglia
42	Parti posto di guida	92	Scivolo
43	Parti posto di guida	93	Apparatoie
44	Parti posto di guida	94	Apparatoie
45	Sterzo	95	Parti del trinciapaglia
46	Parti sterzo anteriore	96	Parti del trinciapaglia
47	Parti leva innesto	97	Parti del trinciapaglia
48	Tendi cinghia	98	Parti del trinciapaglia
49	Apparatoie	99	Parti del serbatoio
50	Comando principale	100	Elevatore del serbatoio
51	Albero comando principale	101	Comando del serbatoio
52	Puleggia di avanzamento	102	Tubo di scarico del serbatoio
52 A	Puleggia di avanzamento	103	Parti del serbatoio
		104	Elementi de comando

AGRODRUZI

Para la Observación!

En esta lista de repuestos se encuentran piezas de la Automotriz "Matador-Standard" para el montage.

El catálogo está en el indice al lado con los grupos indicados. Las piezas fotografiadas están provisto con números. Esos muestran al lado anotado cuadros, de los números de repuestos y detalles.

Los números que están agregados en la lista de piezas, muestran para la orientación más rapida de los repuestos, los números con fotografia para asi encontrarlo más rápido.

Los ejemplos anotados: derecha, isquirda, adelante y detras estan visto en dirección.

Los pedidos de repuestos hay que anotar el número exacto de la máquina.

El Nr. de la maquina esta situado en el lado derecho del bastidor de la plataforma de conduccion, sobre el sello de fabricacion.

Número de repuestos y marca (senal) hay que anotar en los pedidos.

Los pedidos pueden hacerse sobre su negociante o vendedor y hay que hacer los siguientes detalles:

1. Tipo de la máquina
2. Número de la máquina
3. Cantidad de los repuestos
4. Número del repuesto
5. Detallar los repuestos
6. Dirección completa (escrito claro)

   Si es por tren agregar la estación ferrocaril.

La lista de los repuestos es escrita en lengua Alemana. Y para facilitar a Uds. la lista encuentran las palabras necesarias traducidas.

Bildtafel	Ejemplo fotografiado
Gruppe	Grupo
Bild-Nr.	Ejemplo - Nr.
Ersatzteil-Nr.	Repuesto - Nr.
Bezeichnung	Detalle
Stück / Gr.	Pieza por Grupo
Bemerkung	Observación
Sonderwunsch	Pedido especial
ab Masch.-Nr. . . .	de máquina - Nr. . . .
bis Masch.-Nr. . .	hasta máquina-Nr. . . .
von Masch.-Nr. . bis Masch.- Nr. .	desde máquina-Nr. . . . hasta máquina-Nr. . . .

+ Pieza también utilizable para máquina más viejas. En caso de varios tipos de piezas esta puede aplicarse para todas las máquinas a partir de esta posición hasta el final de la proxima posición marcada –.

Indice de las tablas de grabados del catálogo de piezas

Tabla	Designación
1	Bastidor
2	Bastidor
3	Bastidor
4	Bastidor
5	Capo de la paja
6	Separador de mies corto
7	Separador de mies largo
8	Mecanismo de corte de 8½'
9	Mecanismo de corte 10', 12', 14'
10	Mecanismo de corte
11	Mecanismo de corte
12	Accionamiento de cuchillas
13	Accionamiento del elevador de mies transversal
13 A	Accionamiento del elevador de mies transversal
14	Cilindro de entrada
15	Cilindro de entrada
16	Elevador de mies transversal
17	Elevador de mies transversal
18	Refuerzo del mecanismo de corte
19	Soporte del molinete
19 A	Variador de velocidad del molinete (Pedido especial)
20	Molinete
21	Molinete
22	Cilindro desgranador
23	Accionamiento del cilindro desgranador
24	Concavo
24 A	Desbarbado
25	Cilindro volteador
25 A	Accionamiento del cilindro volteador
26	Sacudidor
27	Portacribas
28	Accionamiento del portacribas
29	Cribas
30	Ventilador
31	Elevador de retorno (al cilindro desgranador)
32	Accionamiento del elevador de retorno
33	Elevador de cereales
34	Cilindro clasificador
35	Plataforma para ensacar
36	Delizador de sacos
37	Delizador de sacos largo
38	Escalera
39	Parte de ella
40	Cuadro de mandos
41	Cuadro de mandos
42	Plataforma de conducción
43	Plataforma de conducción
44	Plataforma de conducción
45	Dirección
46	Eje de dirección
47	Vastagos del conmutador
48	Rodillo tensor
49	Dispositivos de seguridad
50	Accionamiento principal
51	Accionamiento principal
52	Accionamiento de rodaje
52 A	Accionamiento de rodaje
53	Embrague
54	Engranaje ó transmision del conmutador
55	Diferencial
56	Frenos
56 A	Frenos
57	Transmision del eje
58	Bomba hidraulica
59	Valvula de maniobra
59 A	Valvula de maniobra
60	Valvula de velocidad
61	Cilindro del molinete
62	Cilindro del mecanismo de corte
62 A	Dirección hidraulico (Pedido especial)
63	Conducciones hidraulicas
63 A	Conducciones hidraulicas
64	Conducciones hidraulicas
65	Conducciones hidraulicas
66	Accesorios del motor Perkins
67	Accesorios del motor Perkins
68	Accesorios del motor Perkins
69	Accesorios del motor Perkins
70	Accesorios del motor Perkins
71	Accesorios del motor Perkins
72	Accesorios del motor Perkins
72 A	Accesorios del motor Perkins
72 B	Accesorios del motor Perkins
73	Accesorios del motor Perkins
74	Accesorios del motor Ford
75	Accesorios del motor Ford
76	Accesorios del motor Ford
77	Accesorios del motor Ford
78	Accesorios del motor Ford
79	Accesorios del motor Ford
80	Accesorios del motor Ford
81	Accesorios del motor Ford
82	Paso de prensa
83	Estructura de prensa
84	Retentor
85	Ganchos empacadores
86	Accionamiento del piston
87	Piston
88	Accionamiento del anudador
89	Aguja y conduccion de hilo
90	Anudador
91	Dispositivo para frenar la paja
92	Soporte del deslizador de paja
93	Dispositivos de seguridad
94	Dispositivos de seguridad
95	Cortador de paja
96	Cortador de paja
97	Cortador de paja
98	Cortador de paja
99	Recipiente para cereales
100	Elevador al recipiente de cereales
101	Accionamiento del recipiente
102	Vaciado del recipiente
103	Recipiente para cereales
104	Accionamientos

AGRODRUZ

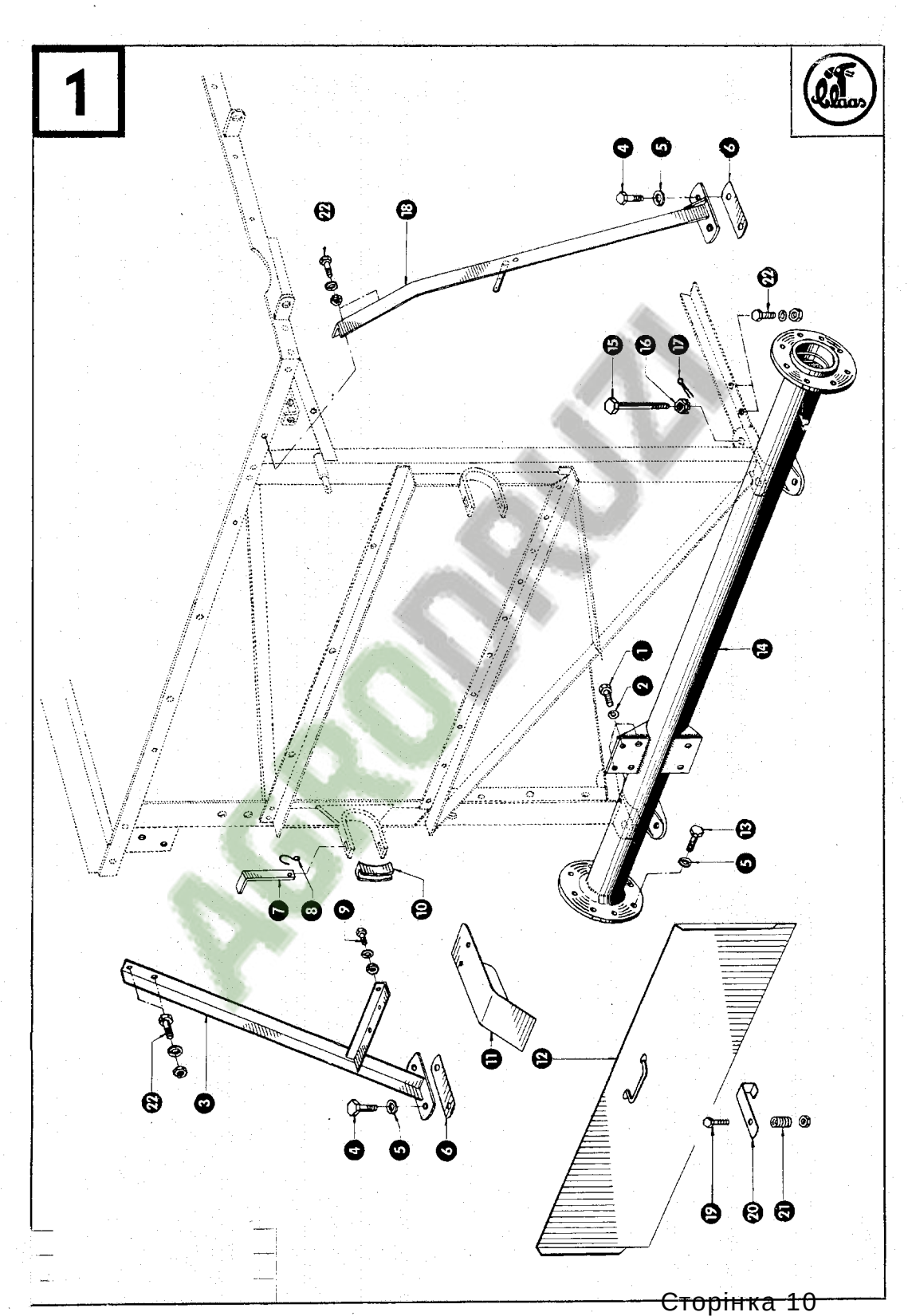

AGROPRUZI

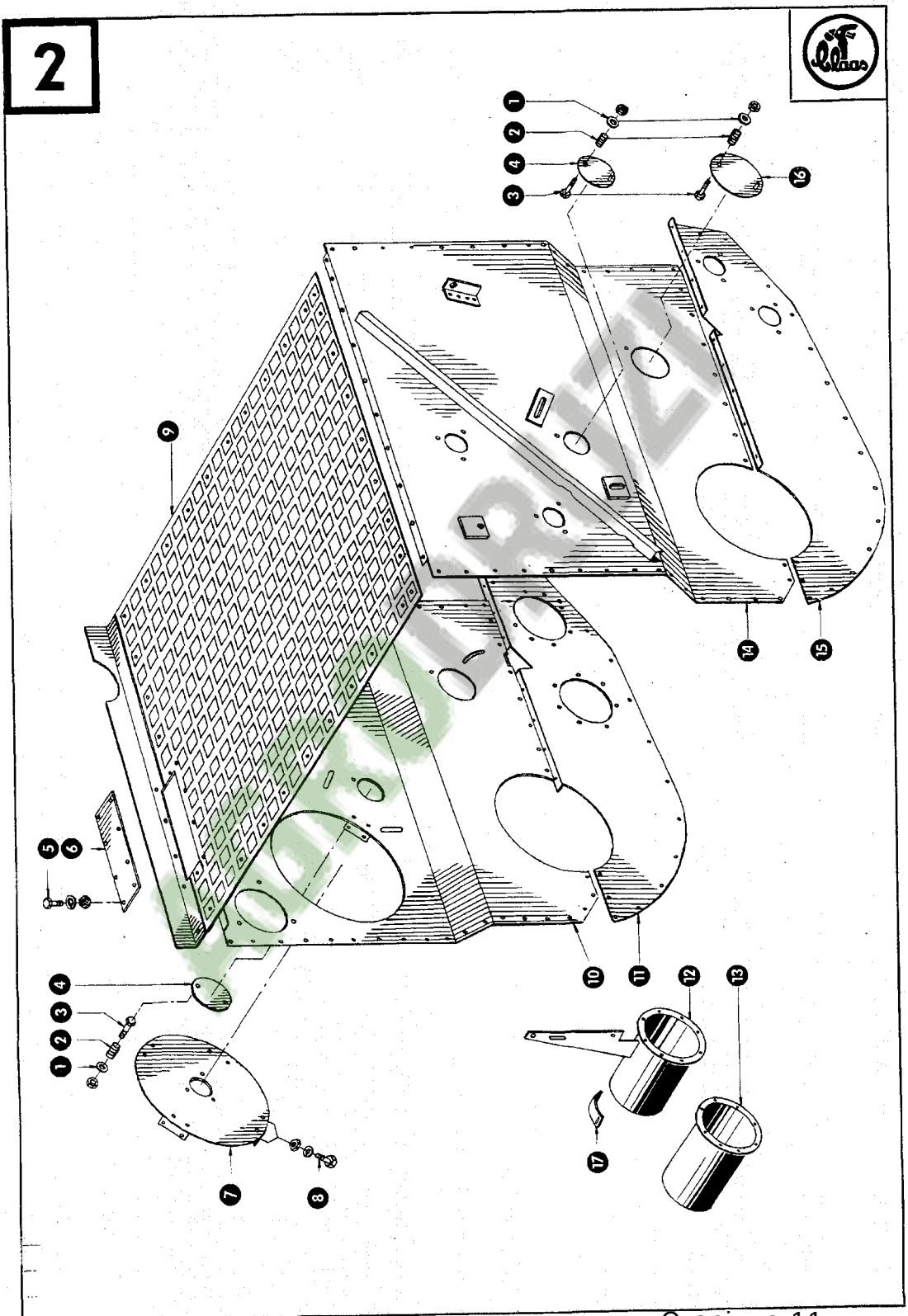
2
1
2
3
4
5
6
7
8
9
10
11
12
13
14
15
16
17

3

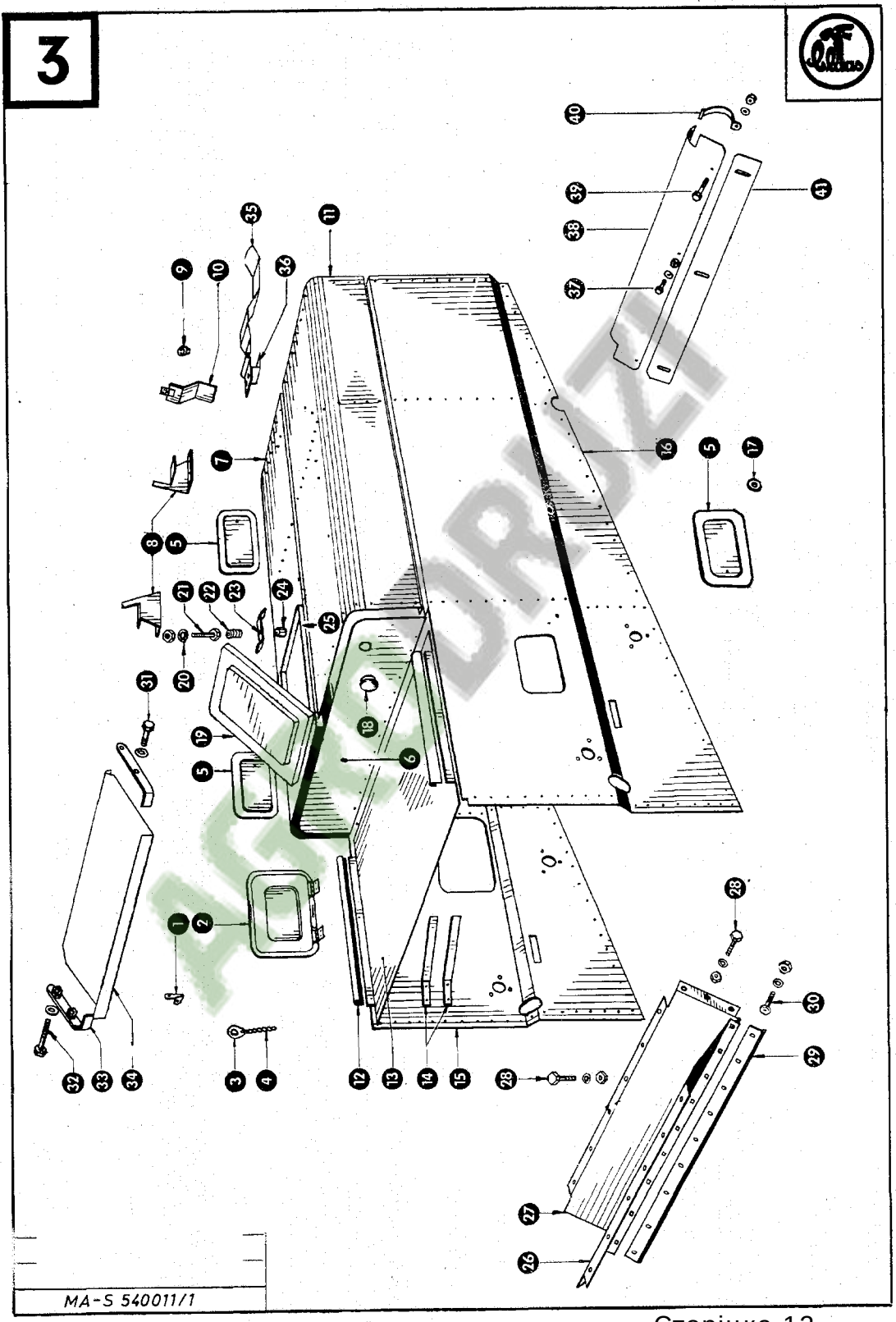

MA-S 540011/1

4

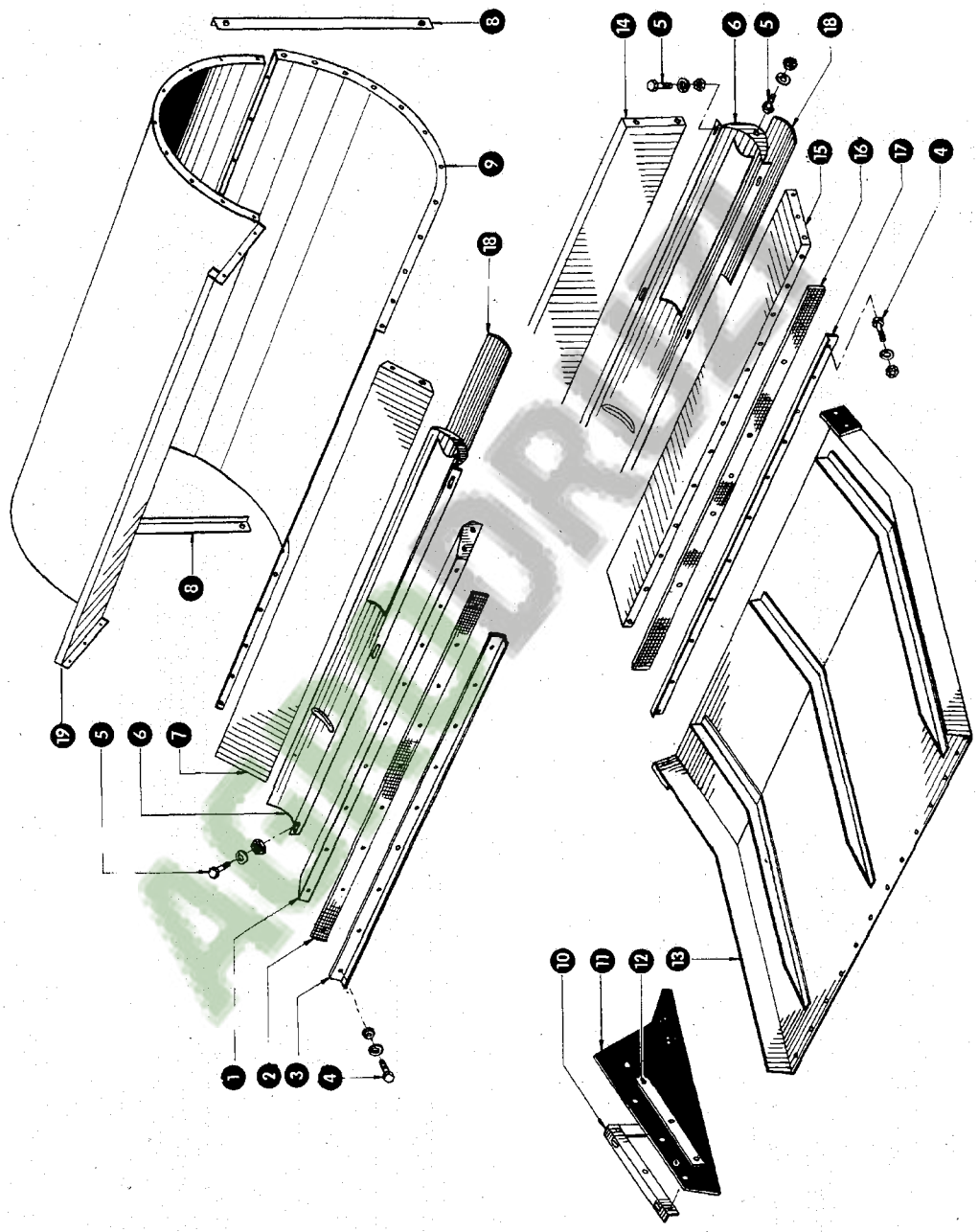

MA-S 540011/4/1

5

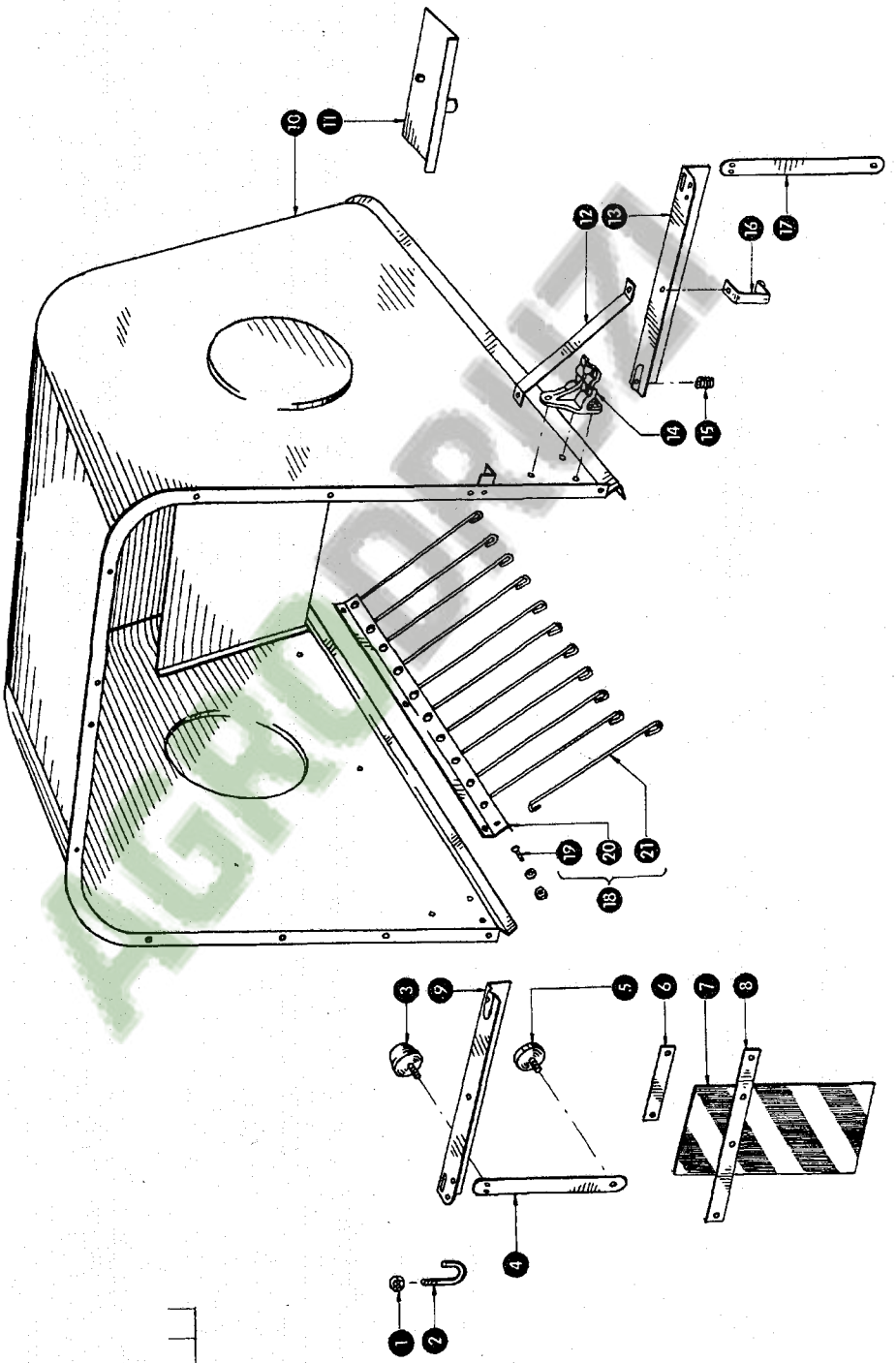

MA-S 540 011/5/1

AGROPRIZM

6

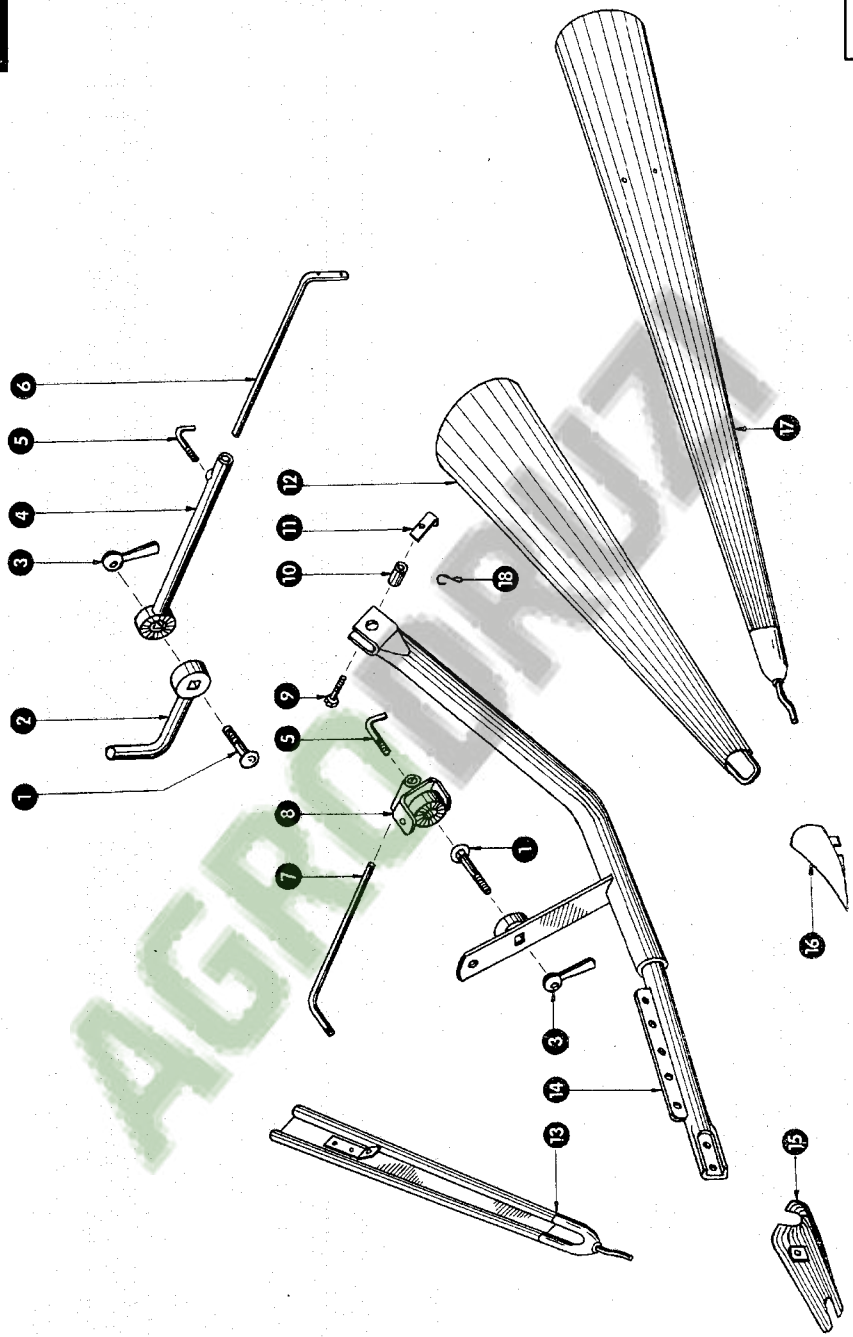

MA-S 540 011/6/1

7

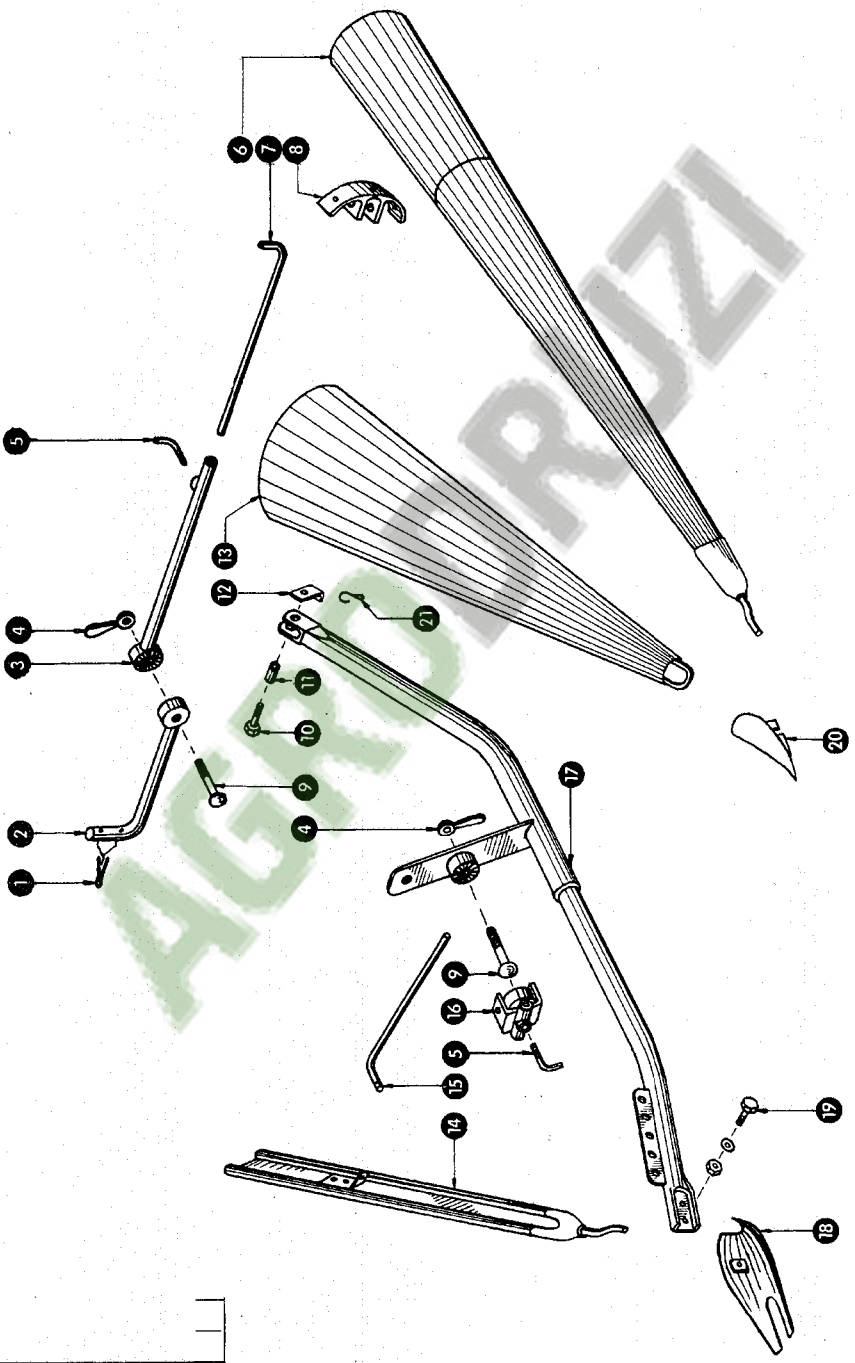

AGRORUZI

MA-S 540 011/7/1

8

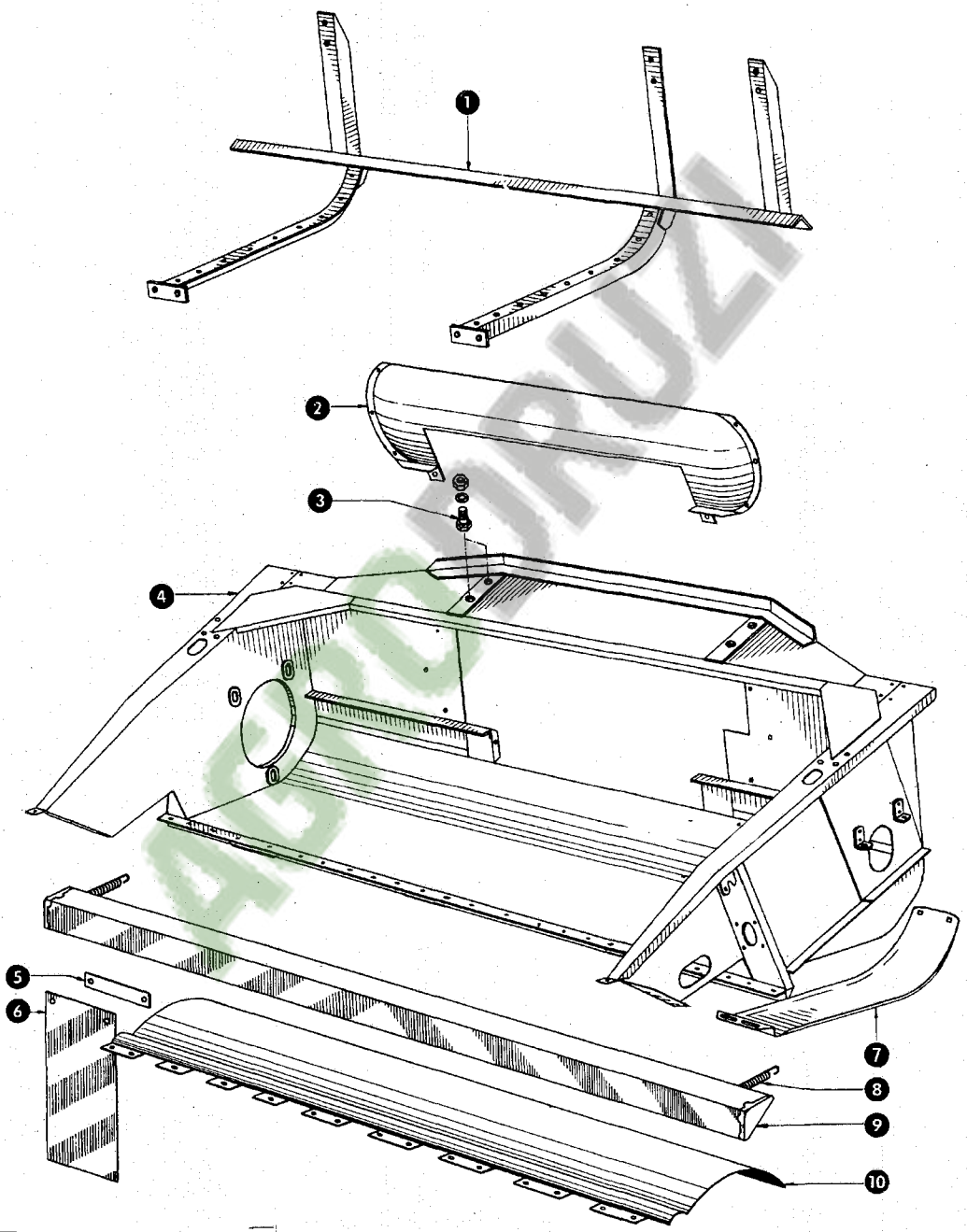

AGRODRUZI

9

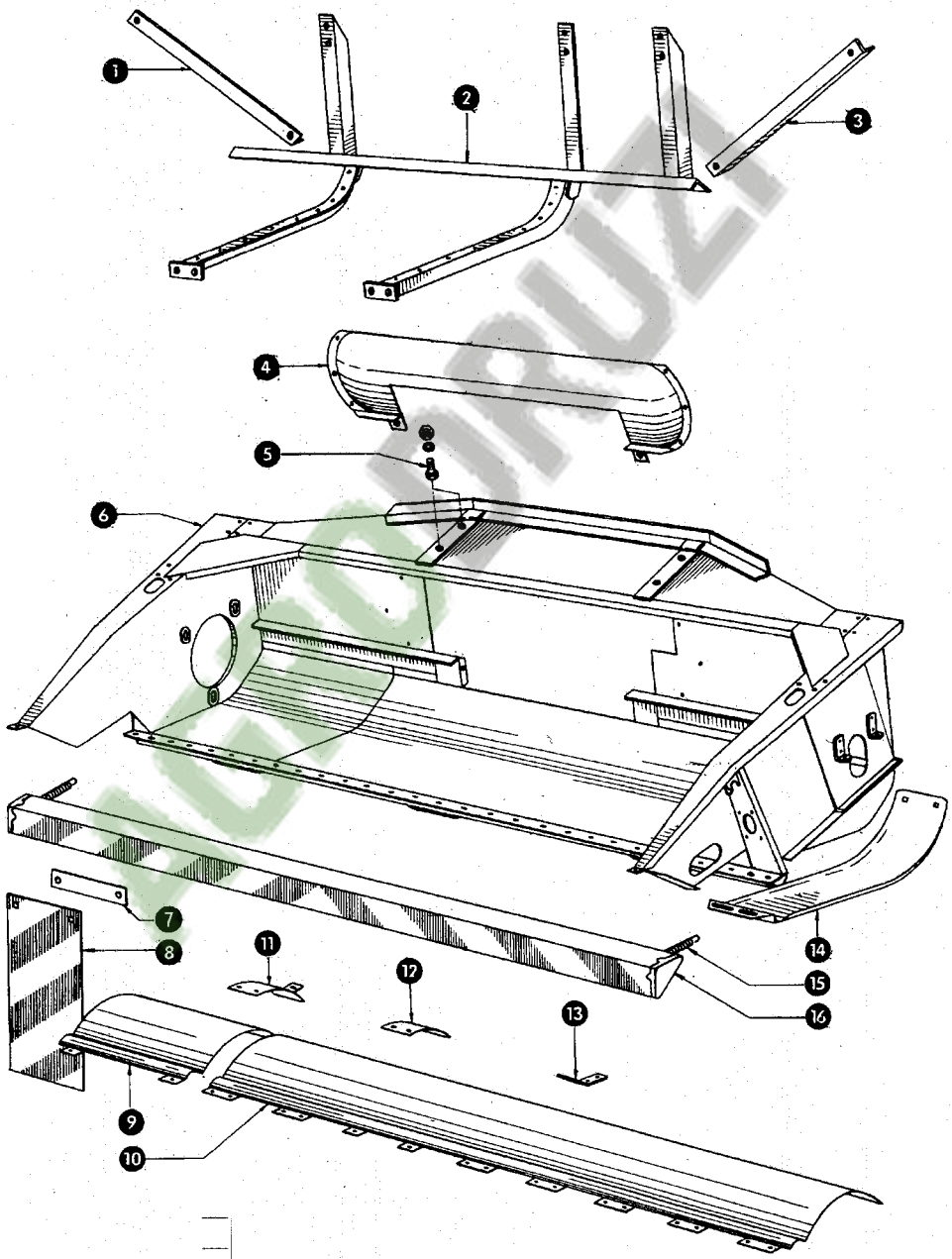

AGRODRUZI

10

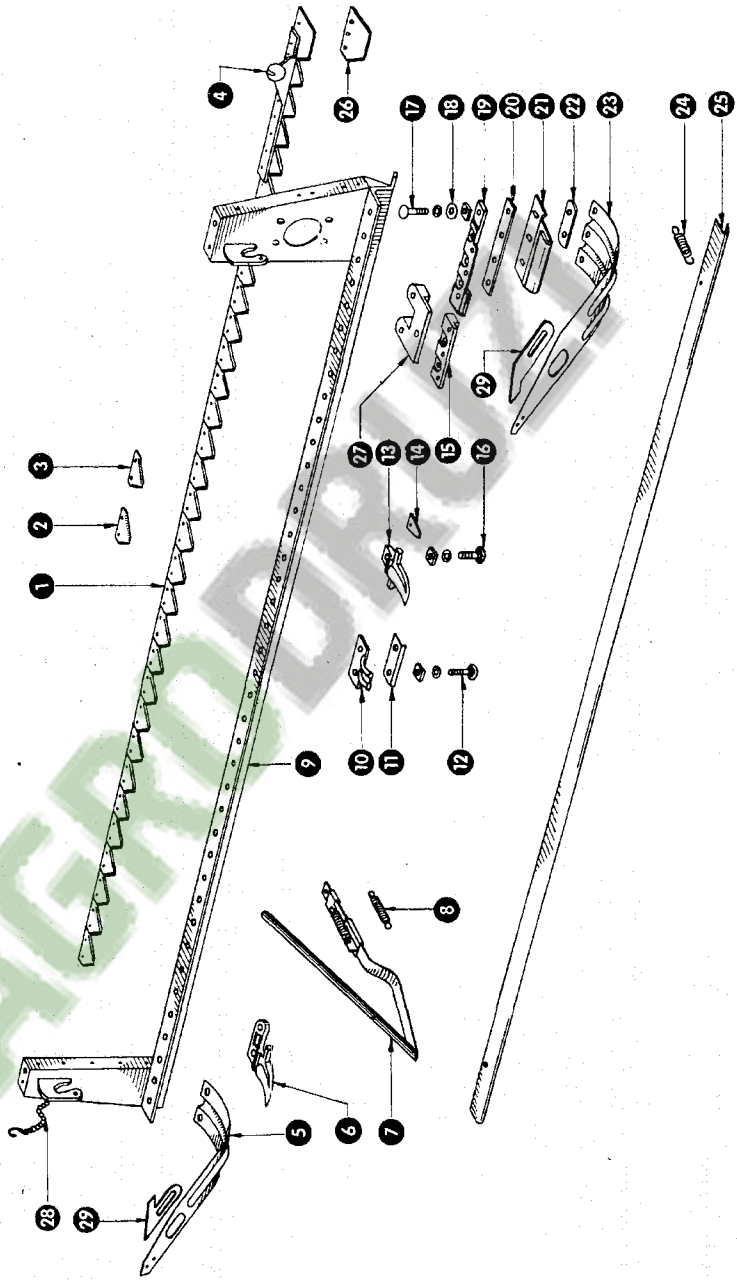

AGRODRUK

11

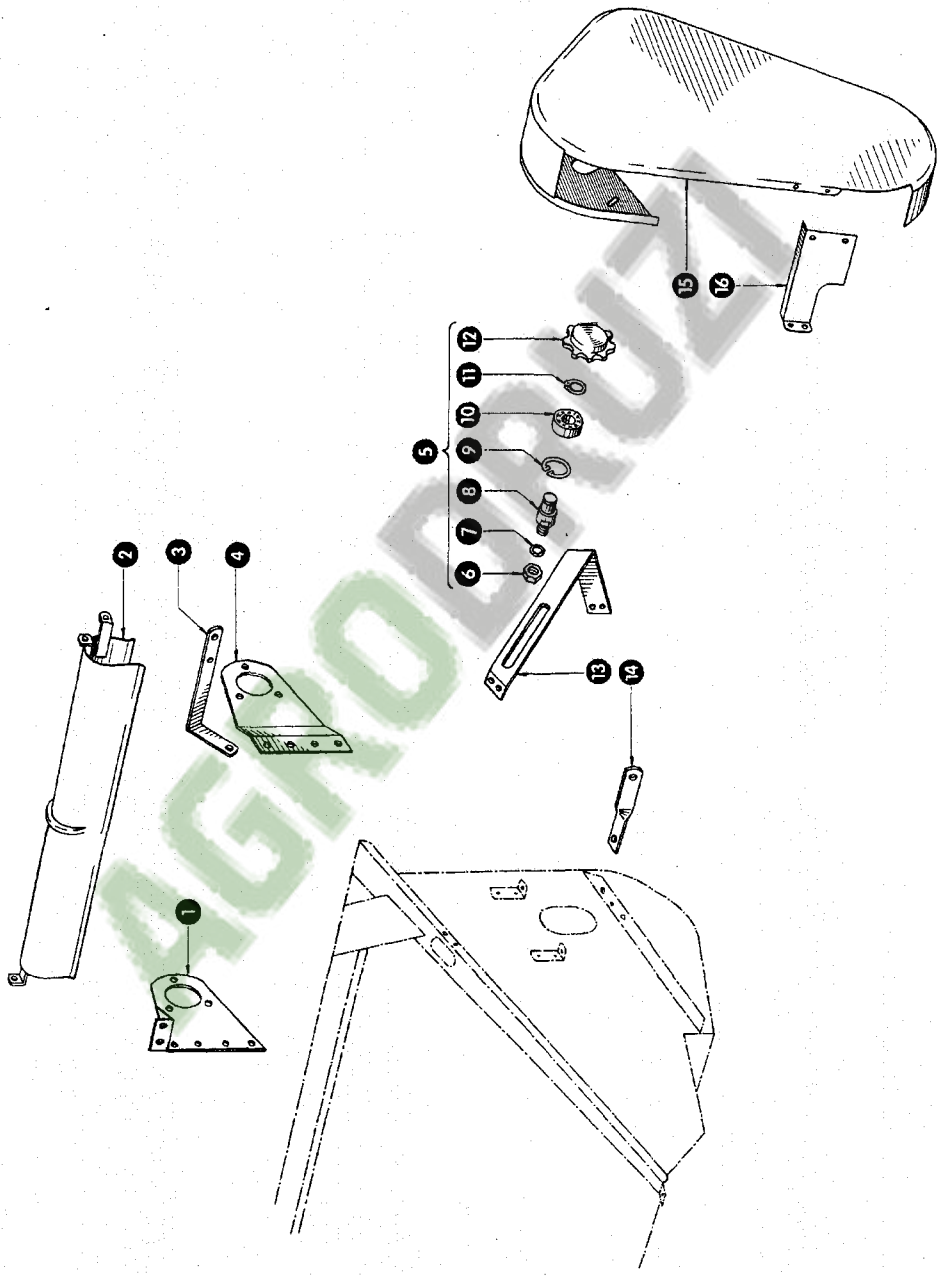

AGRODRUZI

12

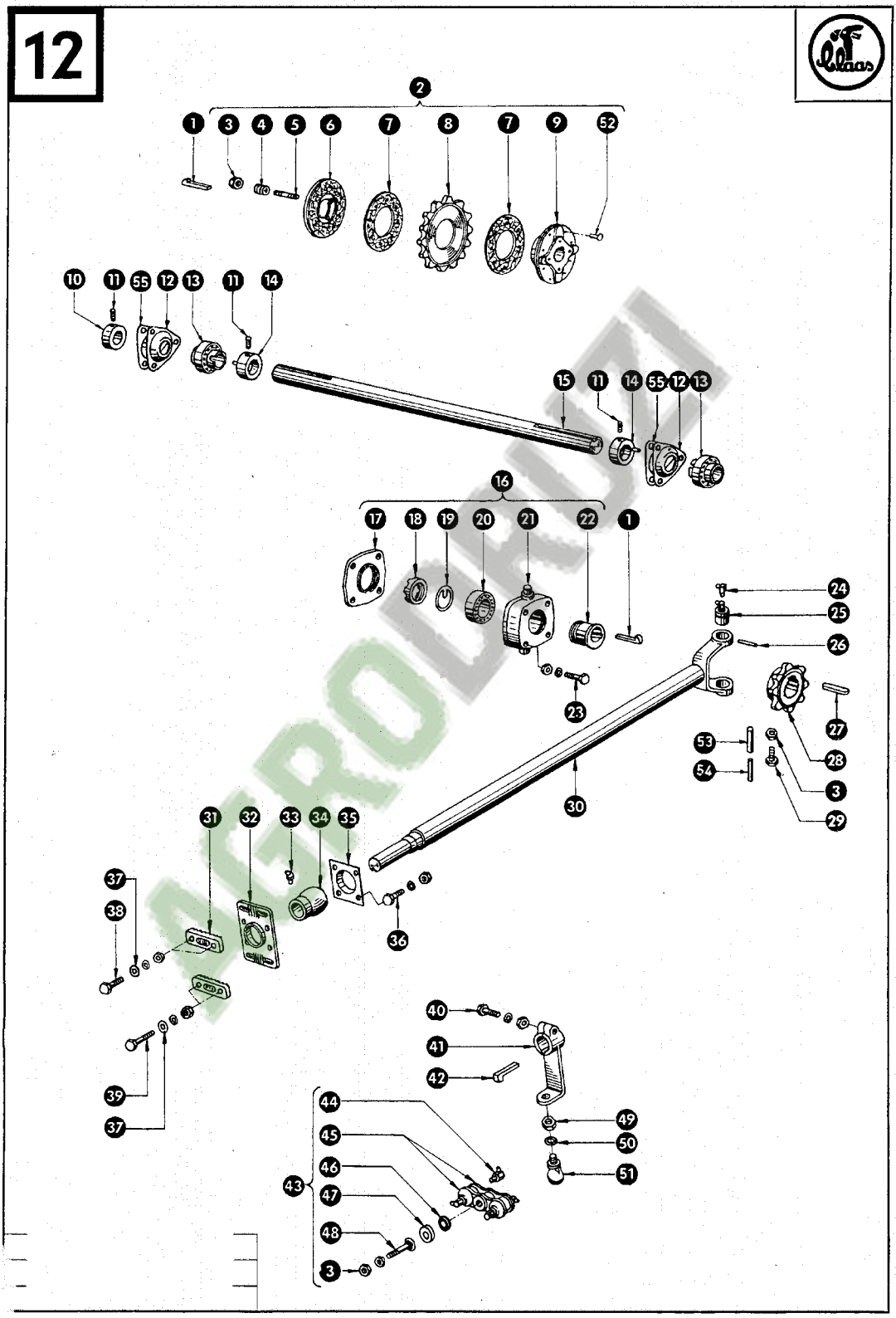
2
1 3 4 5 6 7 8 7 9 52
10 11 55 12 13 11 14
15 11 14 55 12 13
16
17 18 19 20 21 22 1
24
25
26
23
27
53
28
54
3
30
29
31 32 33 34 35
37
38
36
39
37
40
41
42
44
45
46
43
47
48
3
49
50
51

AGRODRUM

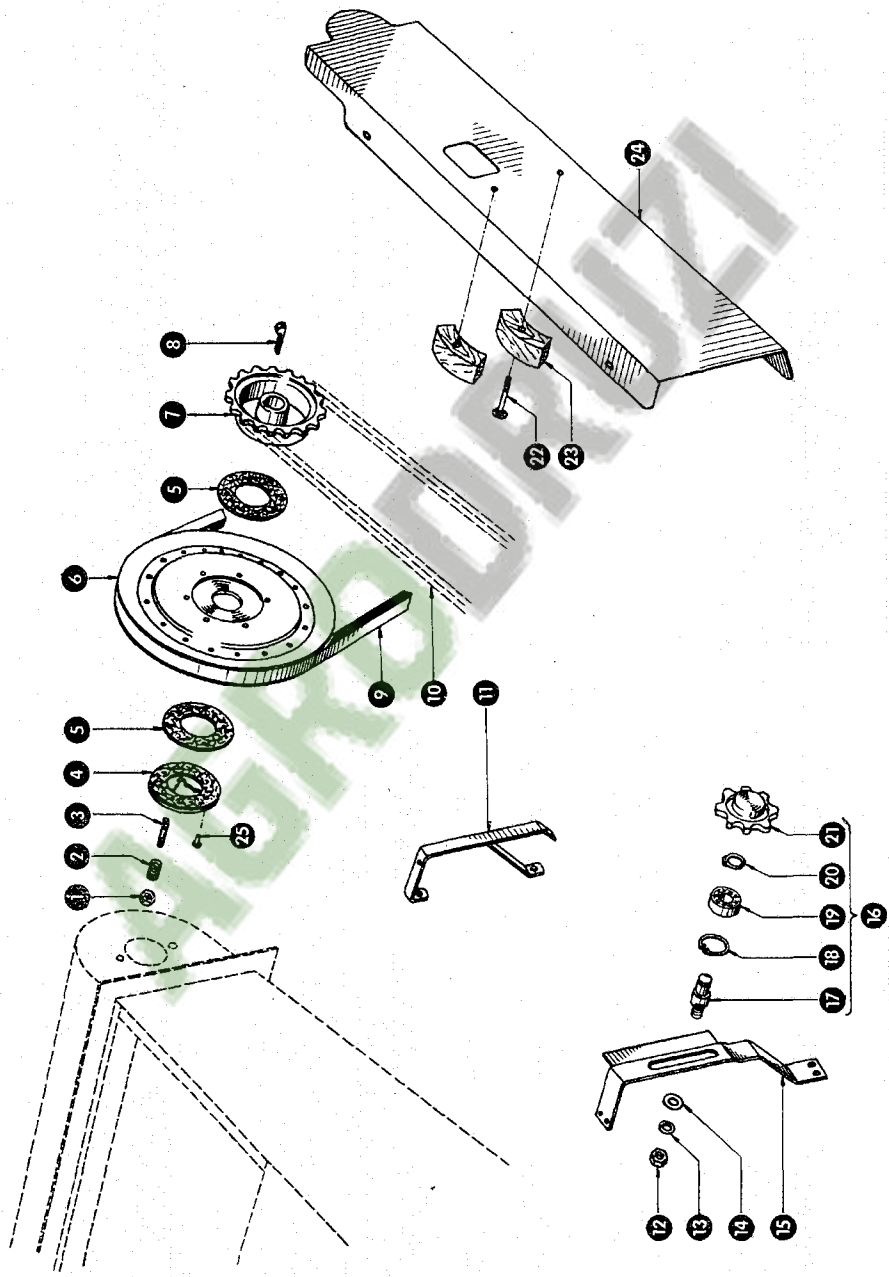

AGRODRUZI

13A



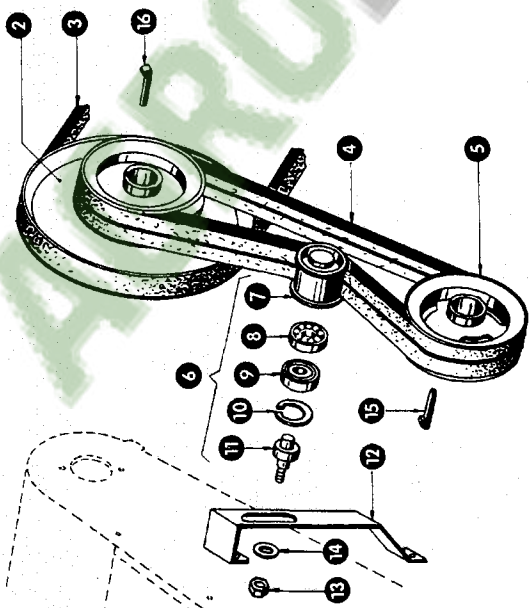

AGRODRUZI

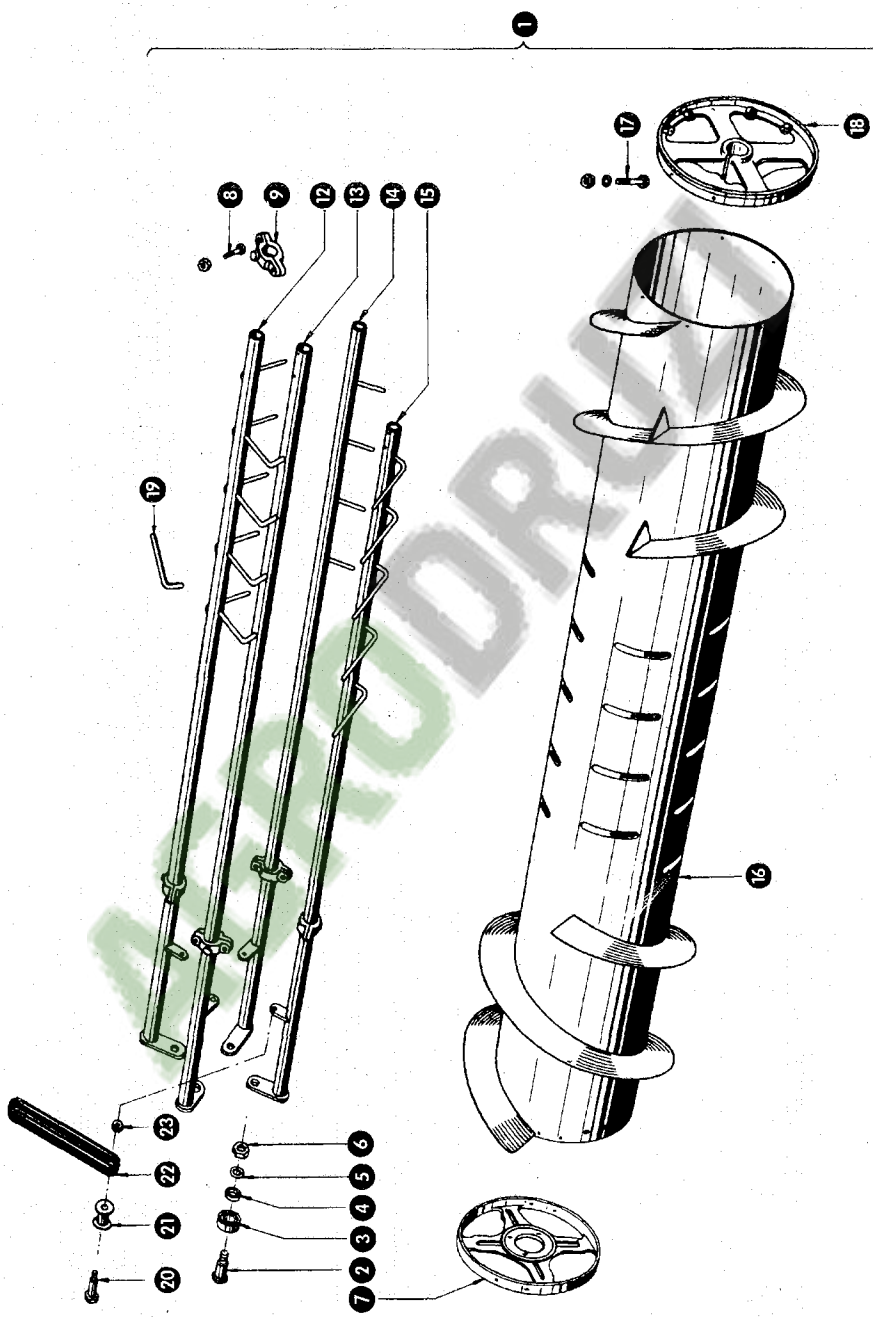

AGRODRUK

15

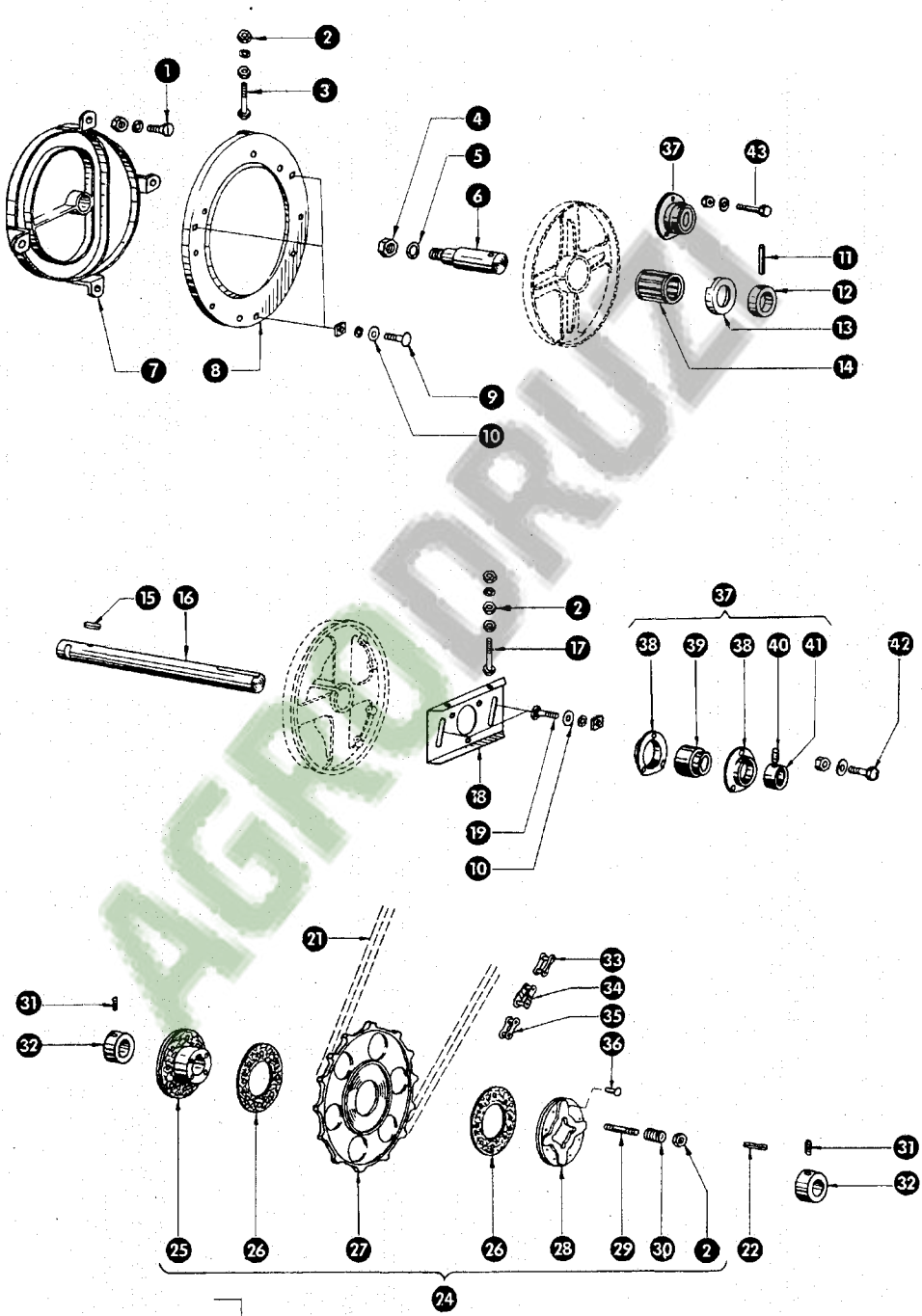

AGRODRUZ

MA-S 540011/15/1

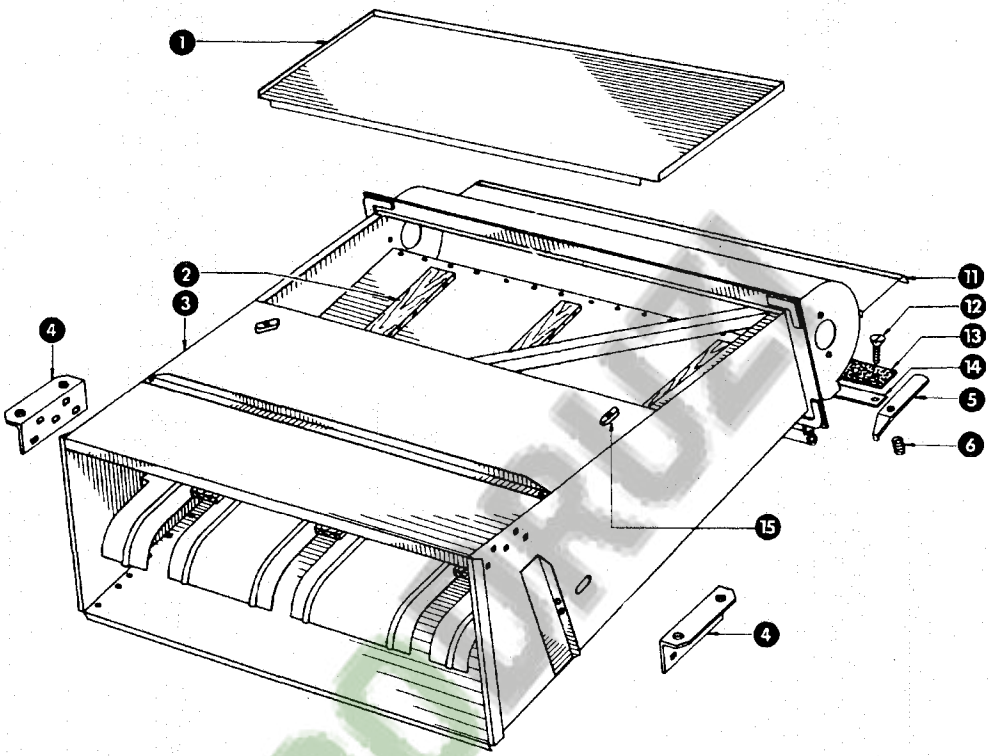

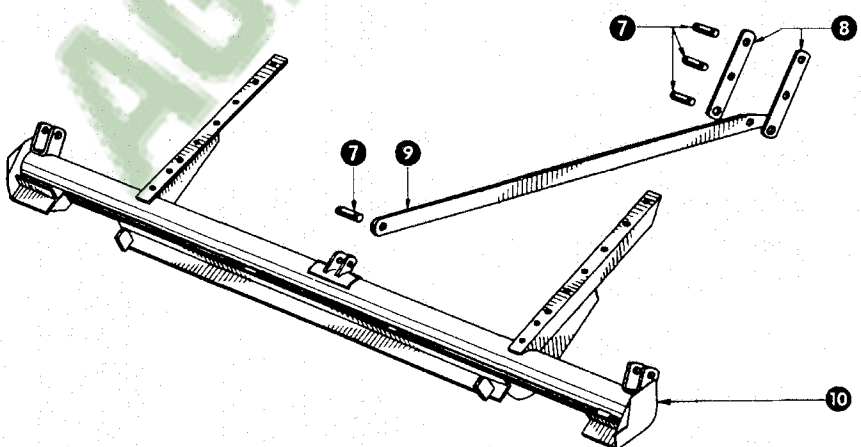

AGROCRUZ

17

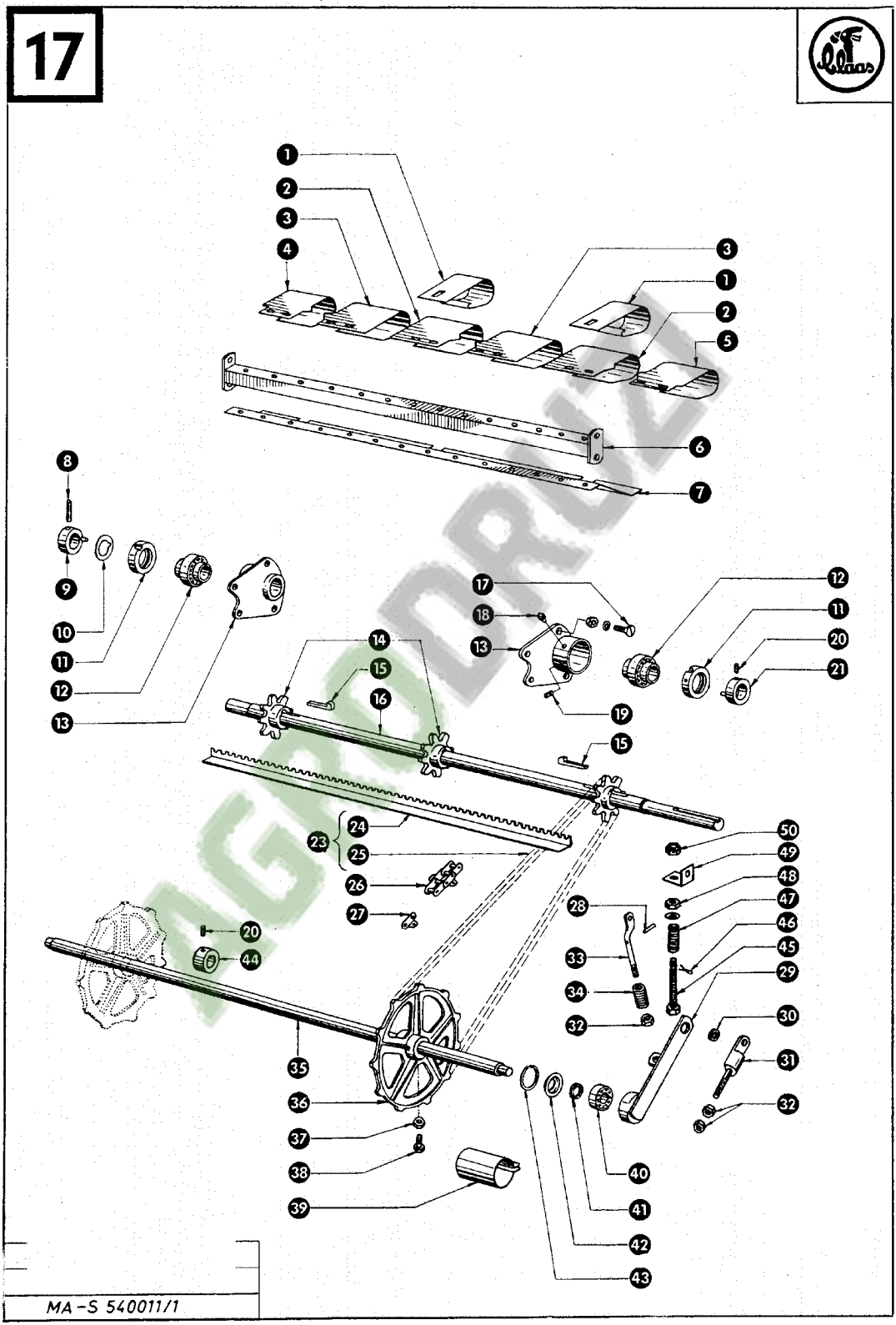

MA-S 540011/1

AGRODRUZ

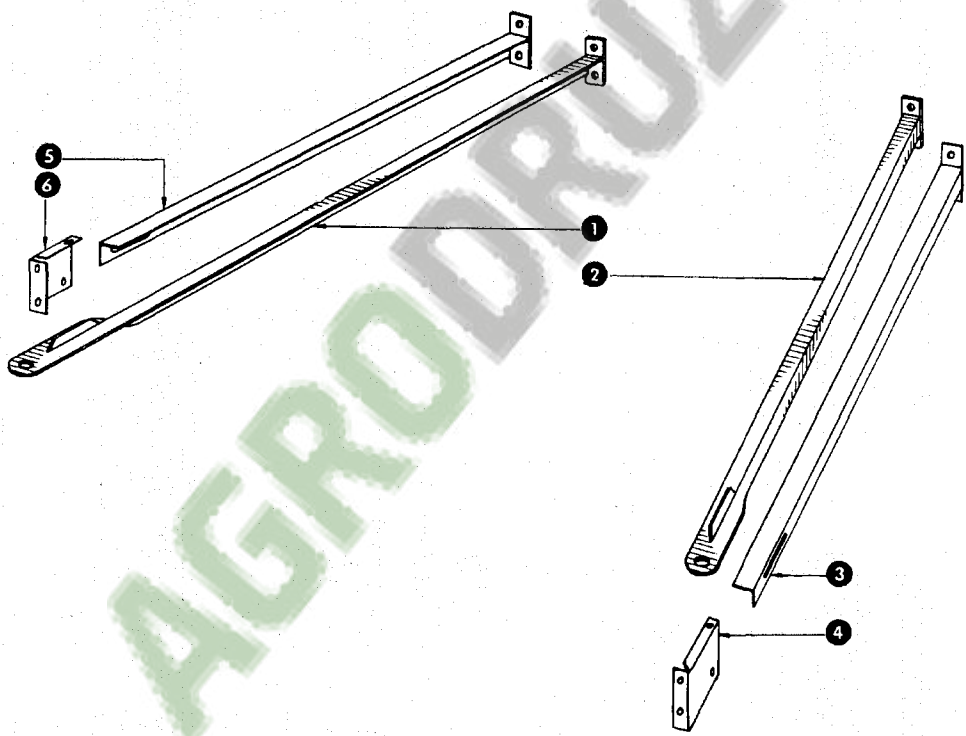

AGRODRUZI

MA-S 540011/1

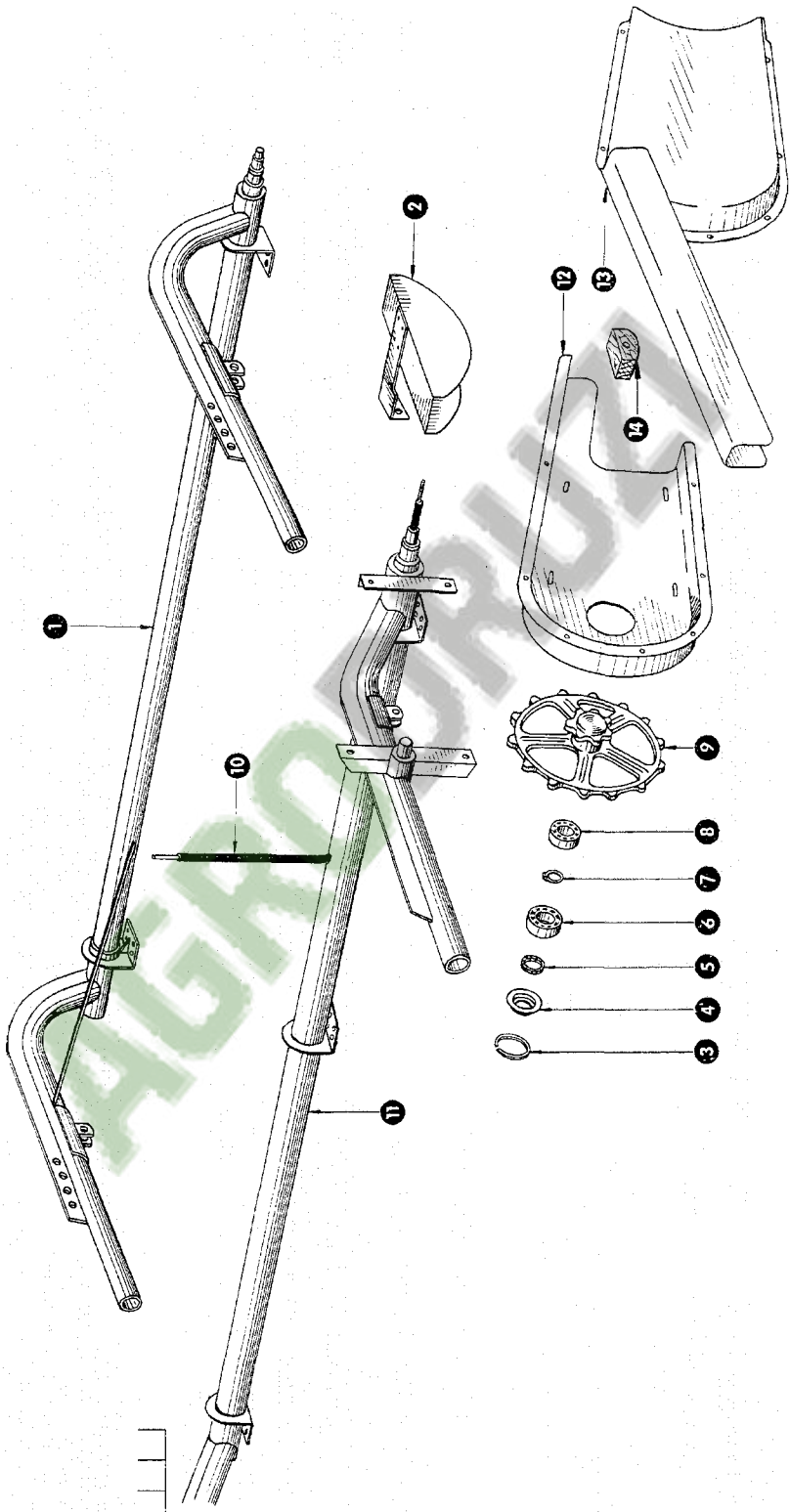

AGROSRUZI

19 A

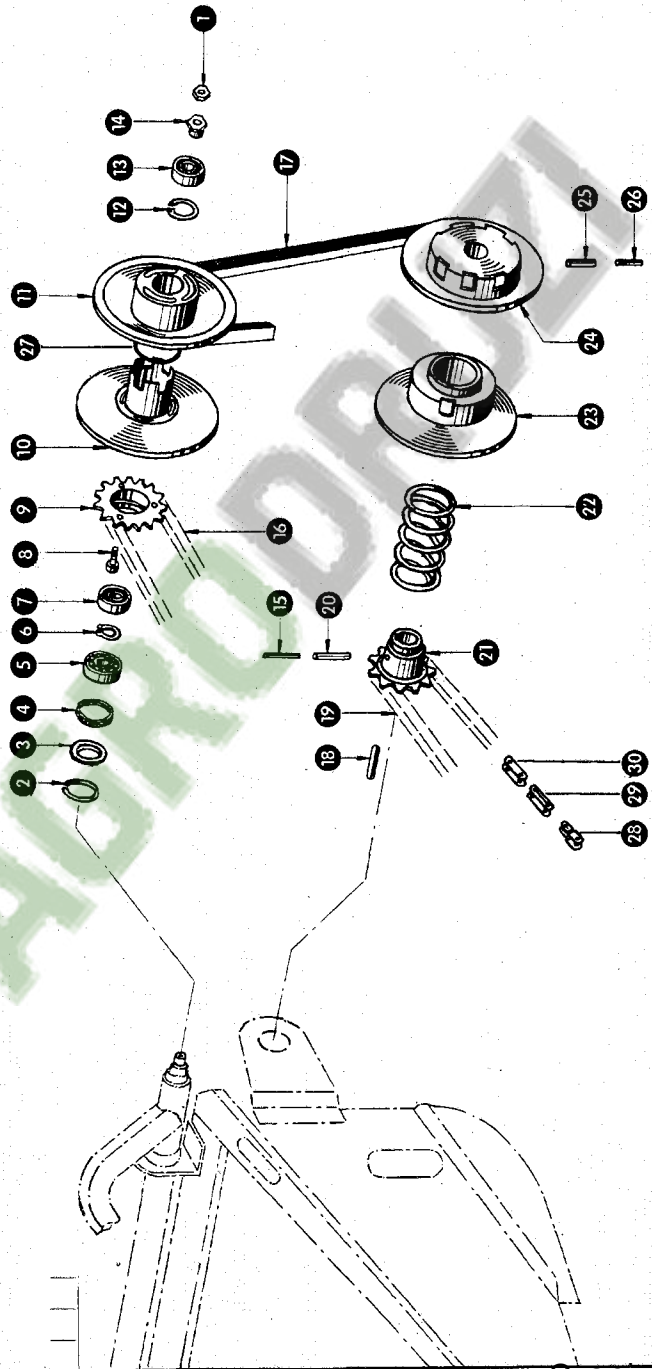

AGRODRUZI

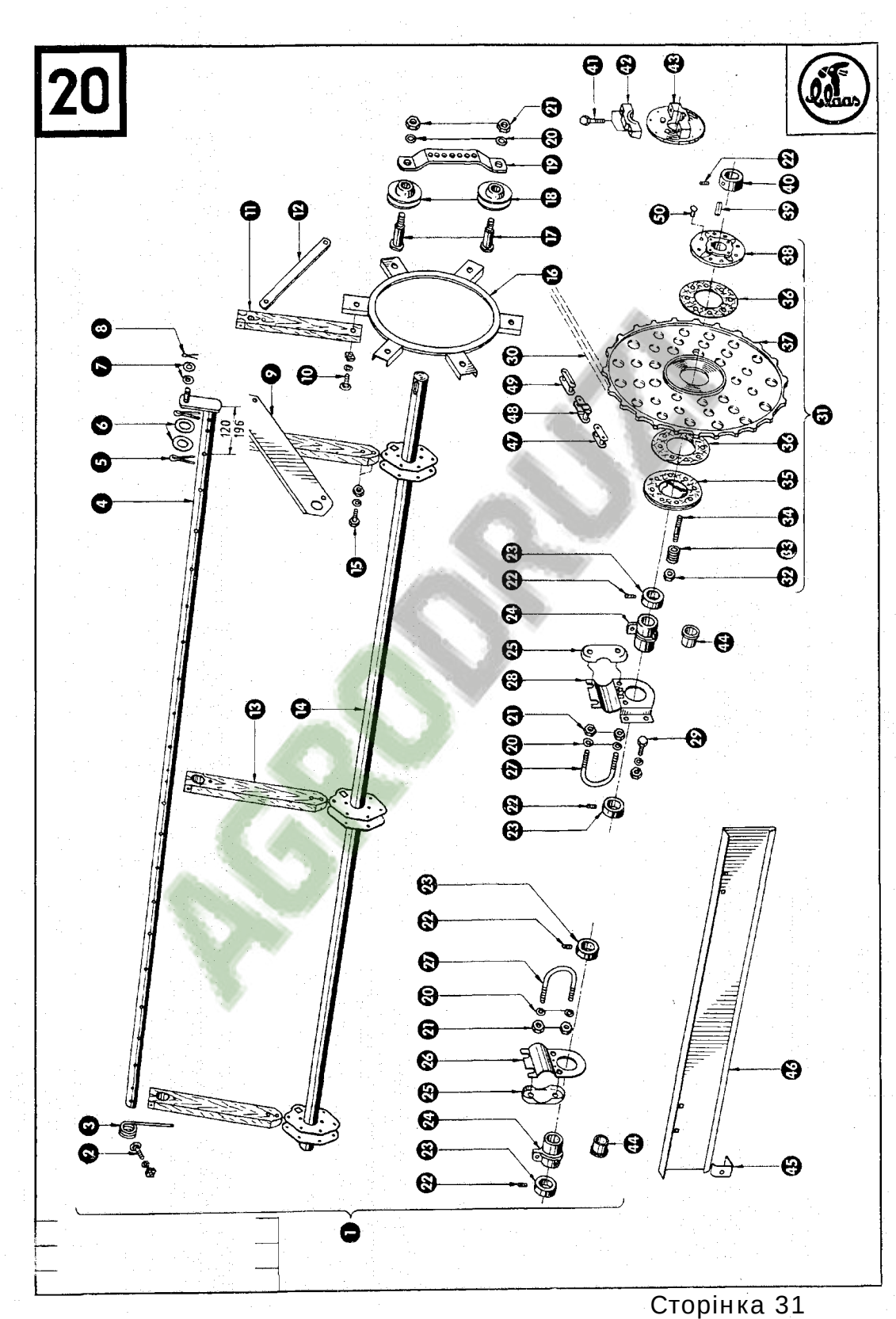
20
120
196
AGRODRUK

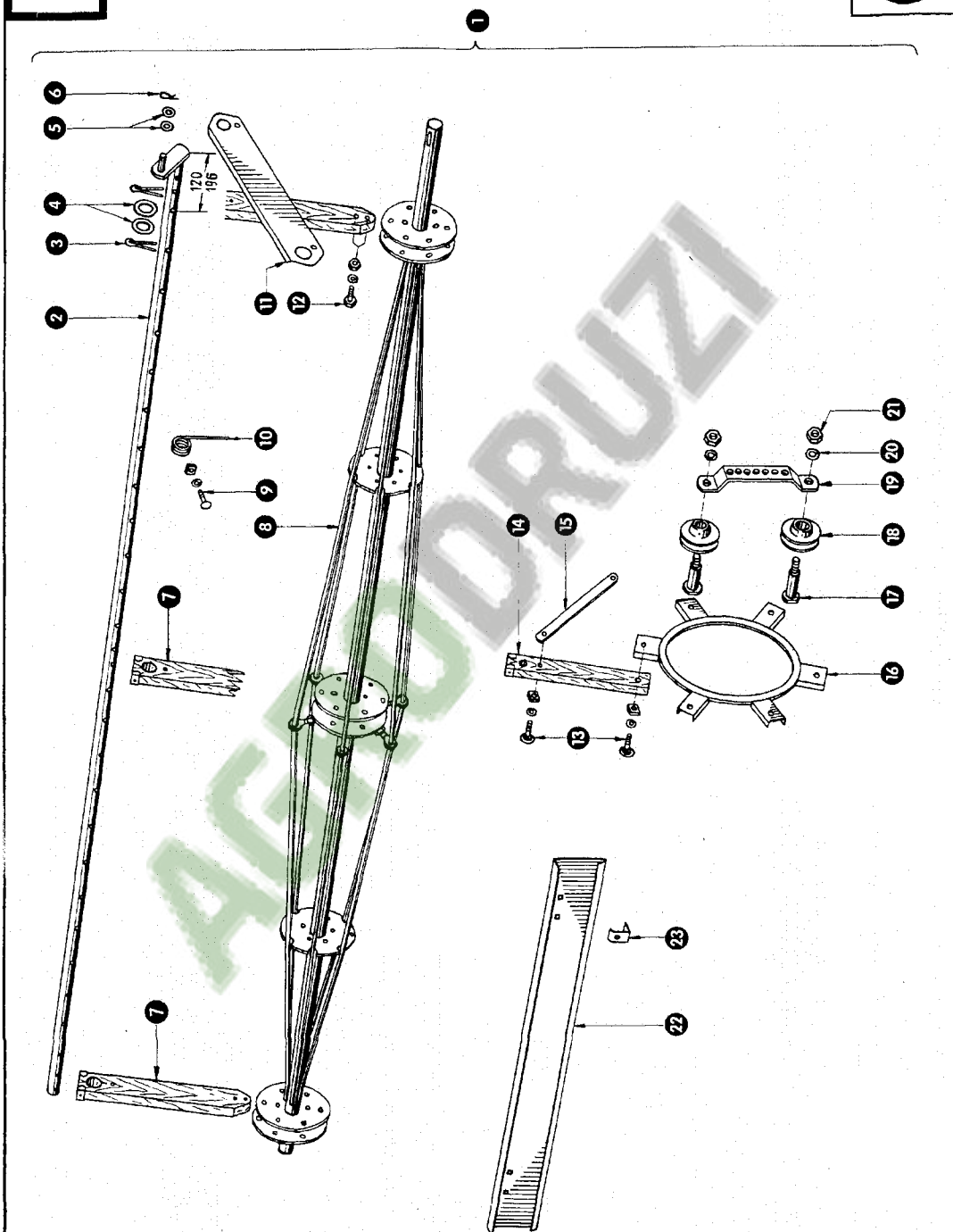

AGRODRUZI

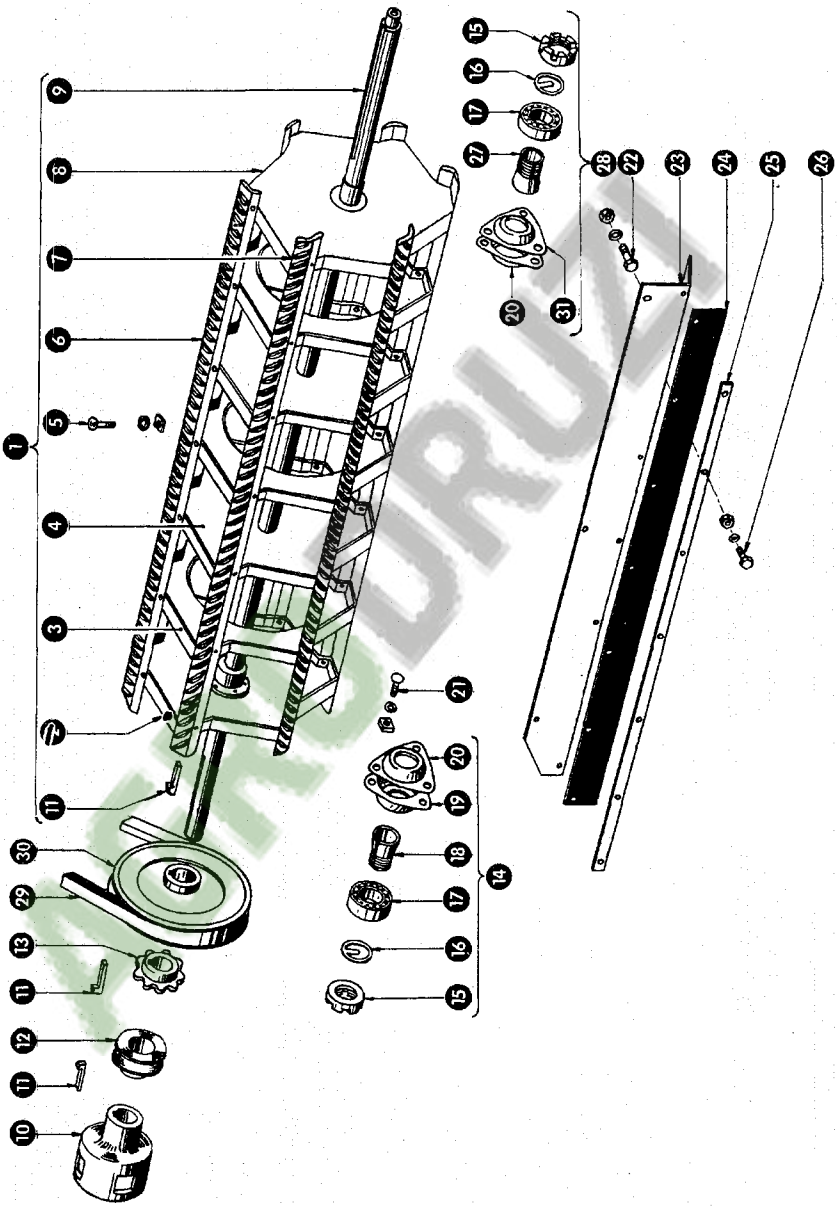
1
2
3
4
5
6
7
8
9
10
11
12
13
14
15
16
17
18
19
20
21
22
23
24
25
26
27
28
29
30
31

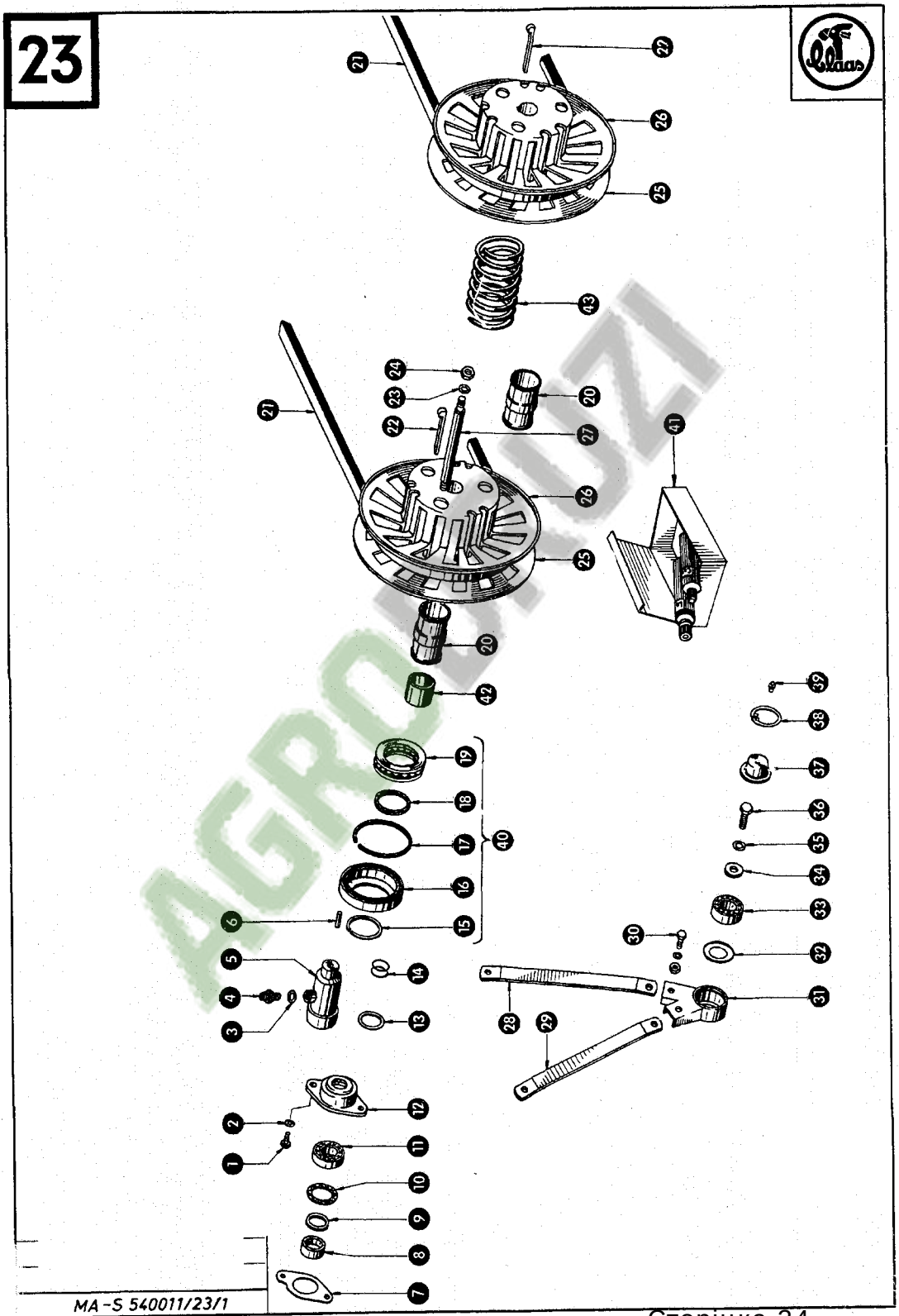
1
2
3
4
5
6
7
8
9
10
11
12
13
14
15
16
17
18
19
20
21
22
23
24
25
26
27
28
29
30
31
32
33
34
35
36
37
38
39
40
41
42
43

AGROBRUZI

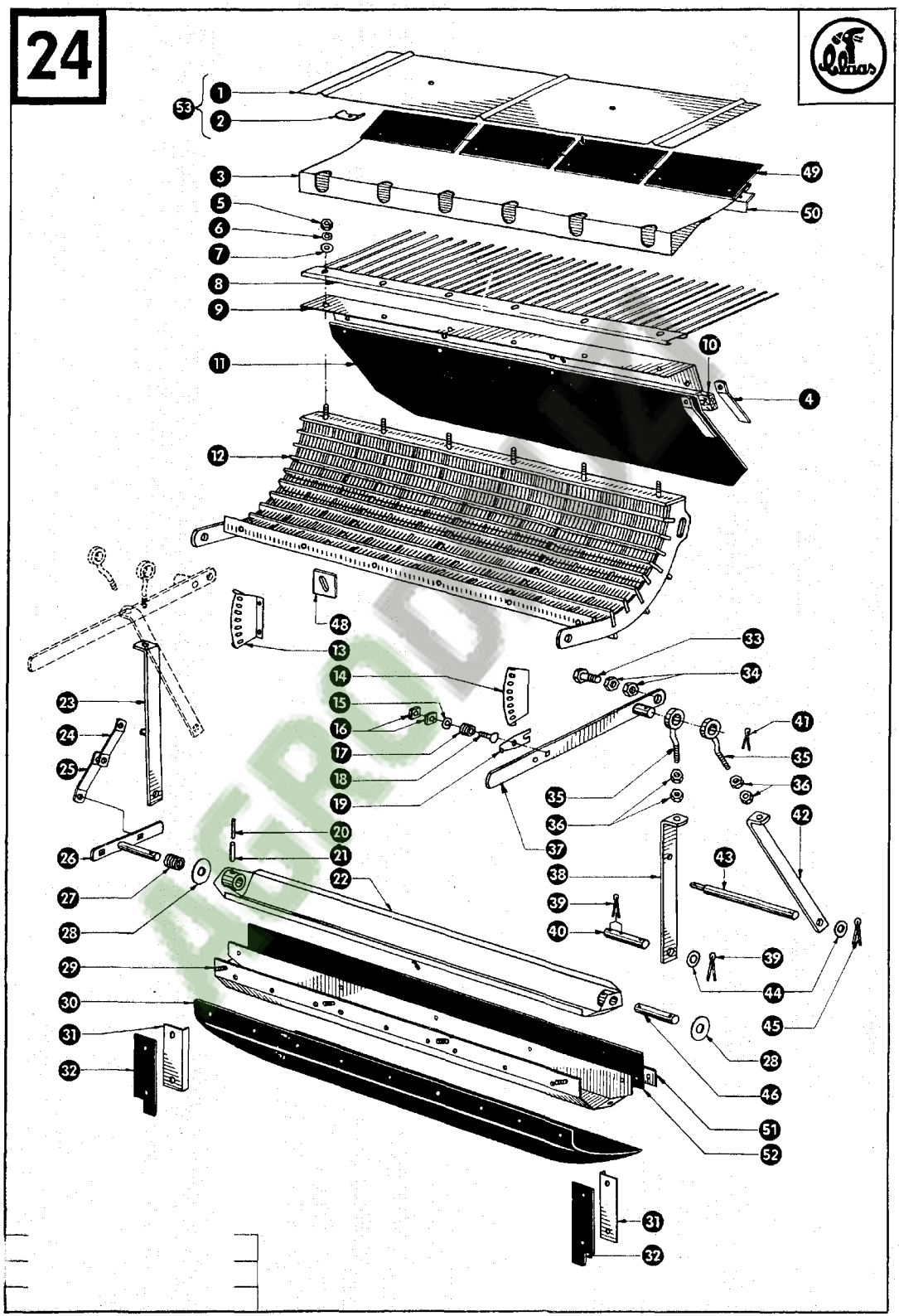
24
53
1
2
3
49
50
5
6
7
8
9
10
11
4
12
48
13
33
14
34
23
15
16
41
24
17
35
25
18
36
19
35
36
42
20
37
26
21
43
22
38
27
39
28
40
29
39
44
30
45
31
28
32
46
51
52
31
32

24A

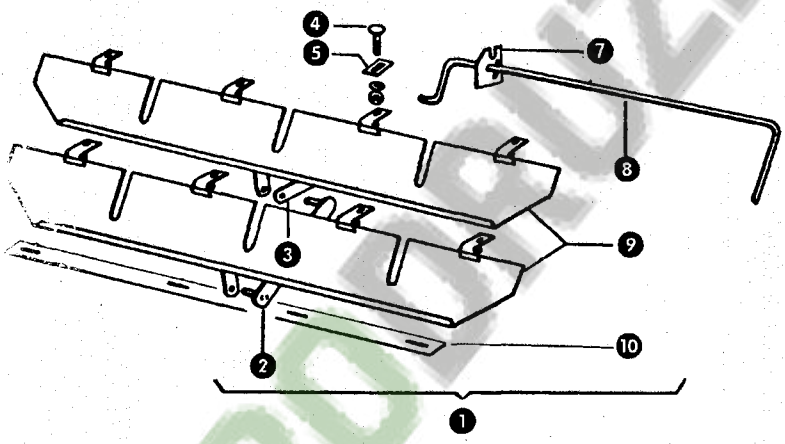

AGRODRUZI

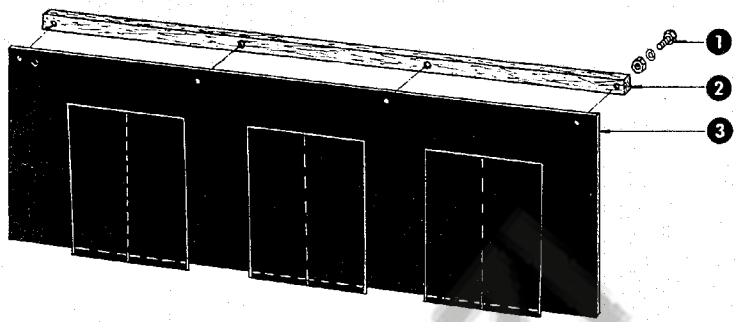
1
2
3

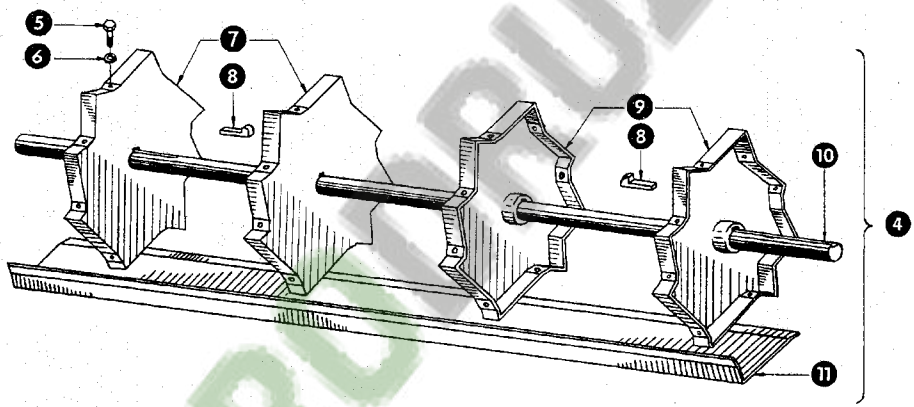
5
6
7
8
9
8
10
4
11

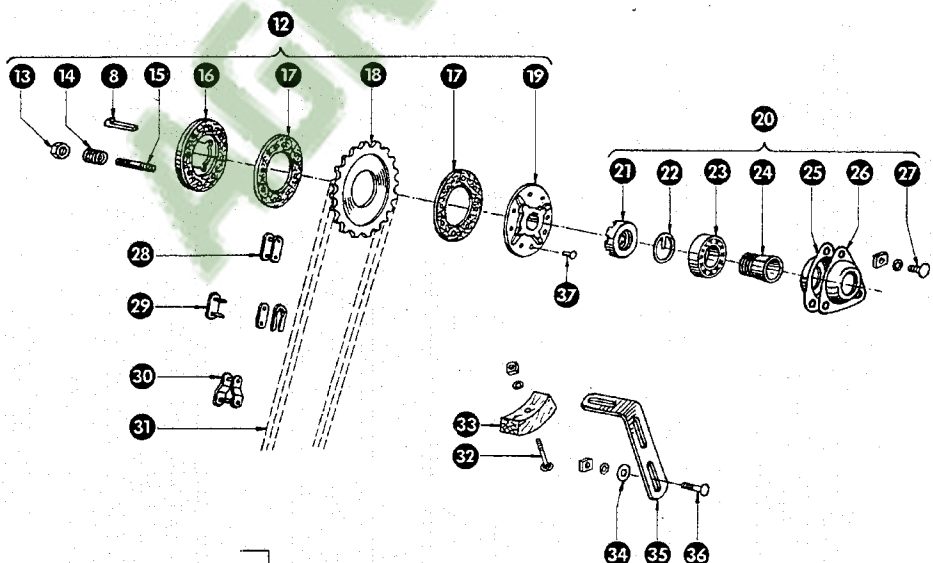
12
13
14
8
15
16
17
18
17
19
20
21
22
23
24
25
26
27
28
29
30
31
37
33
32
34
35
36

AGRODRUZI

25A

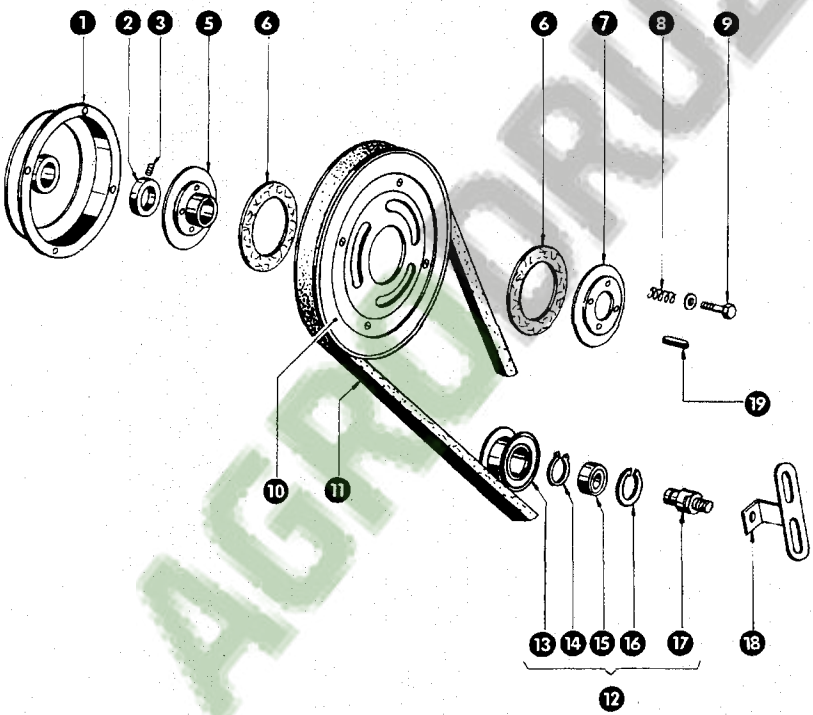

AGRODRUZI

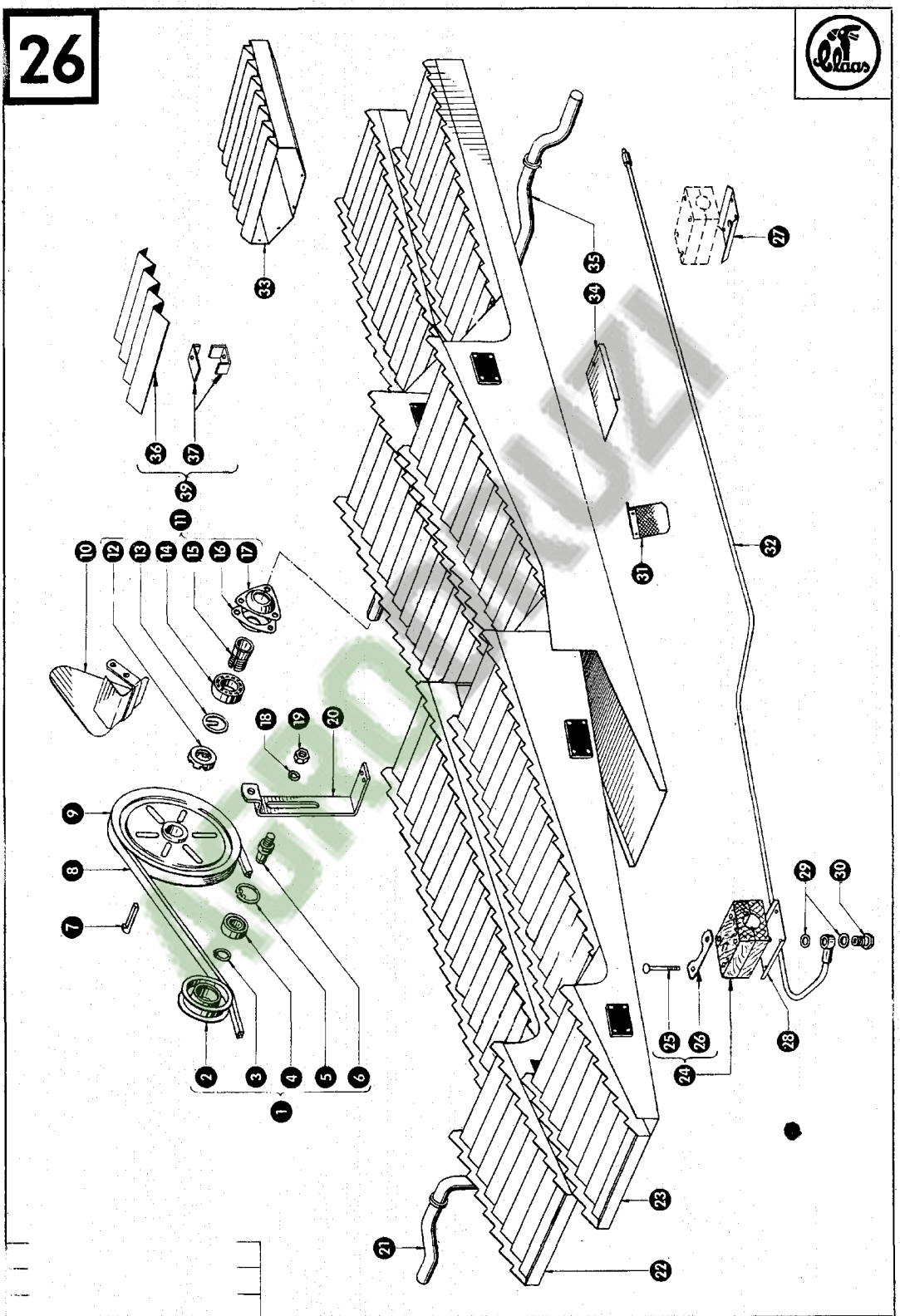
1
2
3
4
5
6
7
8
9
10
11
12
13
14
15
16
17
18
19
20
21
22
23
24
25
26
27
28
29
30
31
32
33
34
35
36
37
39

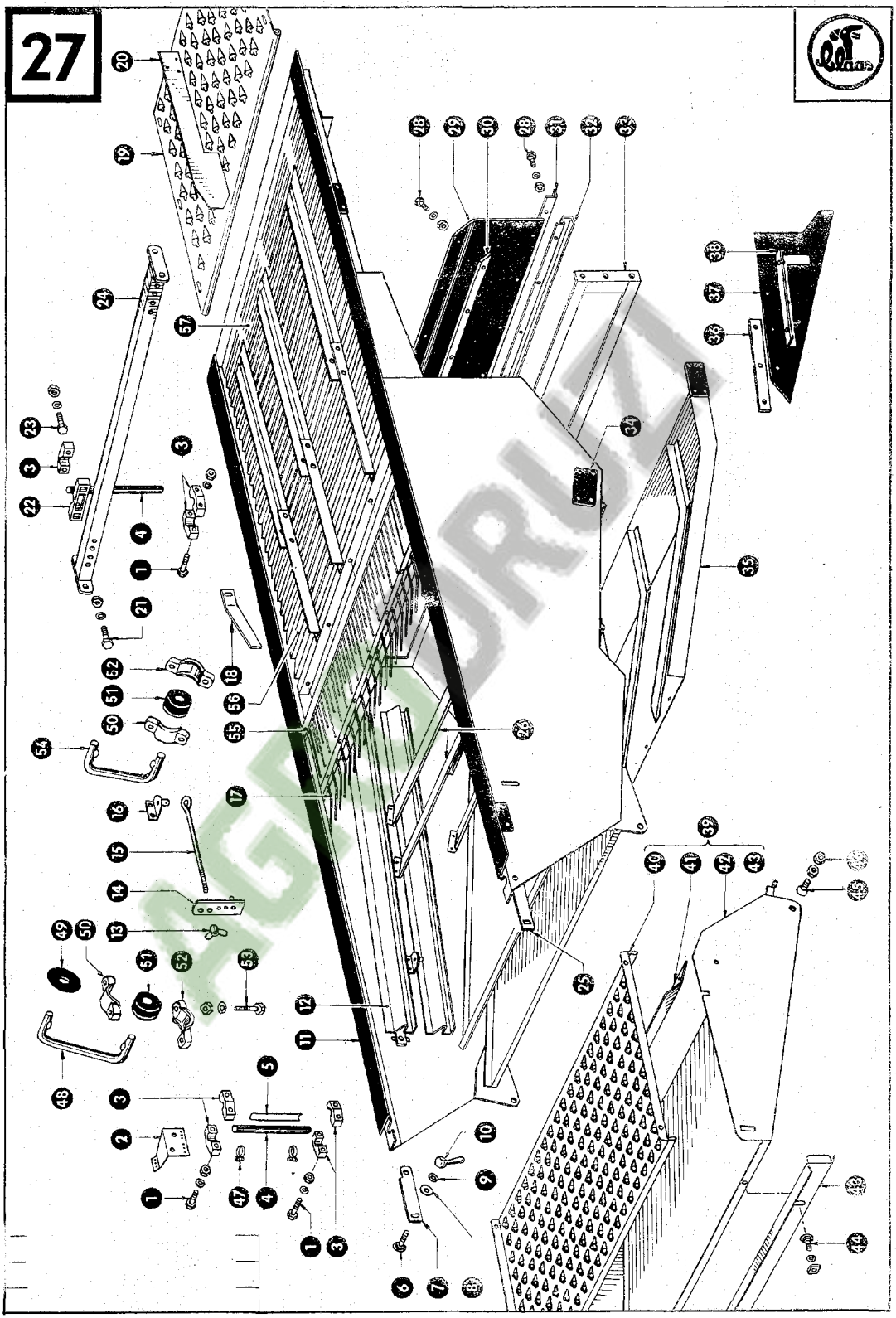
27
Claas

28

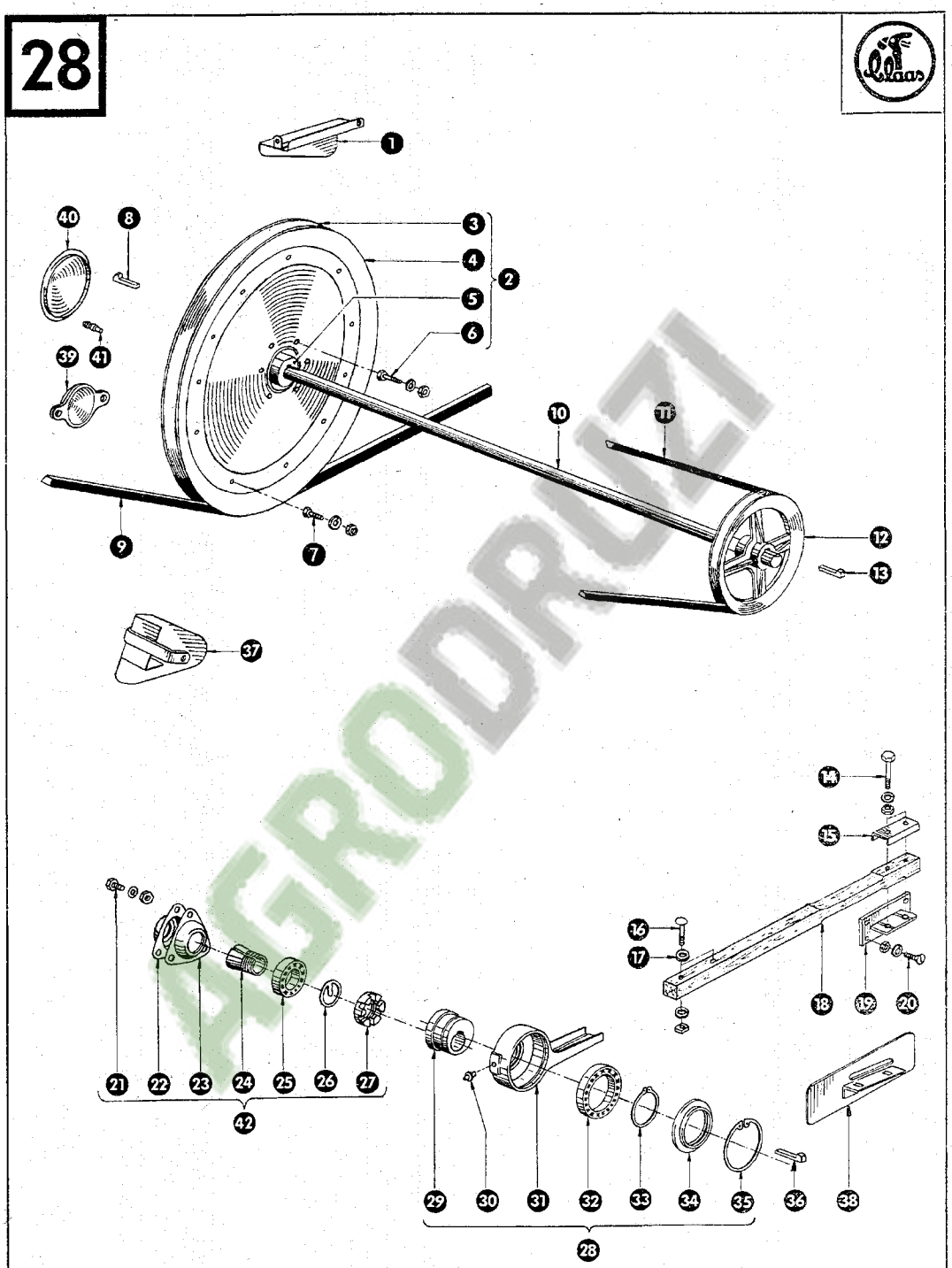

AGRODRUZI

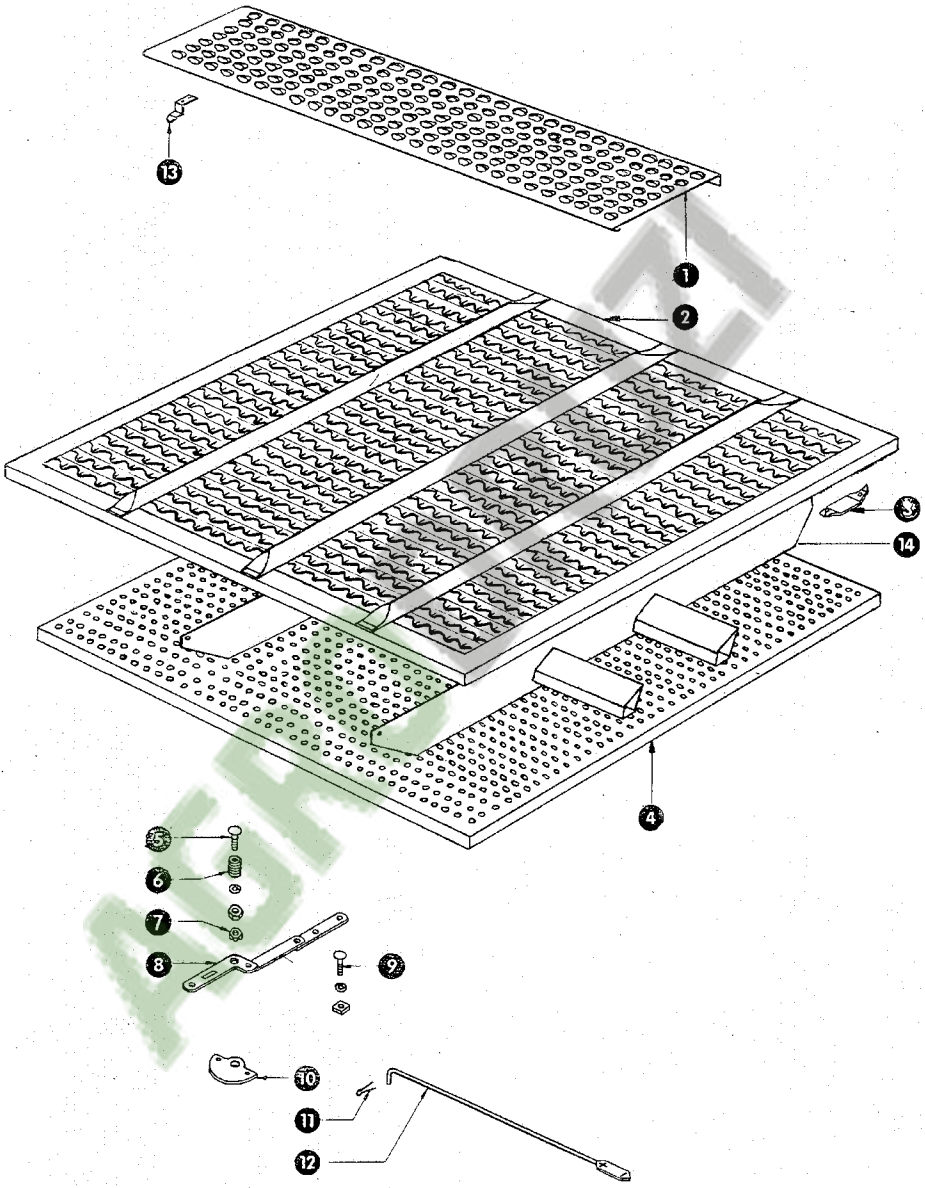
13
1
2
3
14
4
5
6
7
8
9
10
11
12

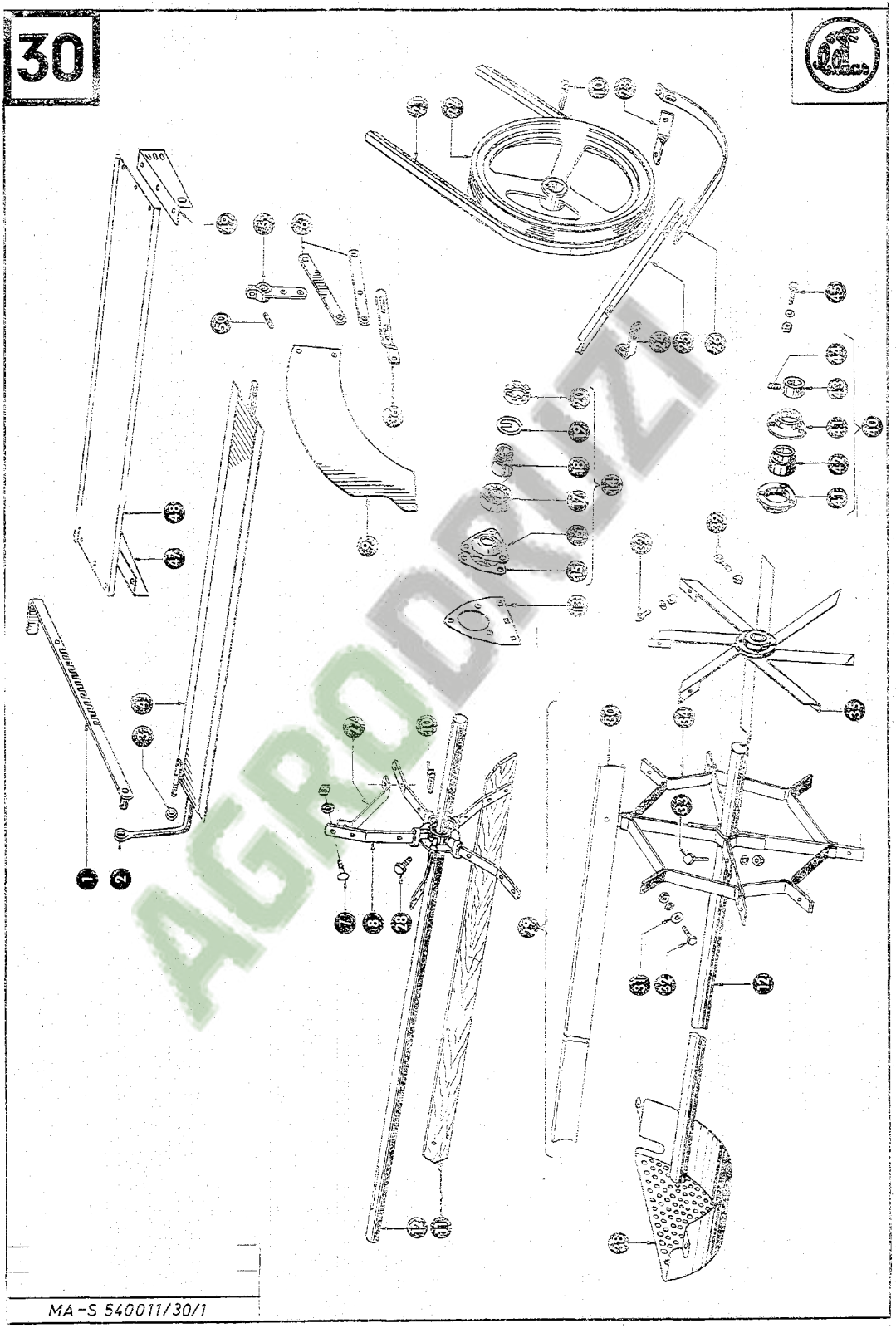

AGRODRIZI

MA-S 540011/30/1

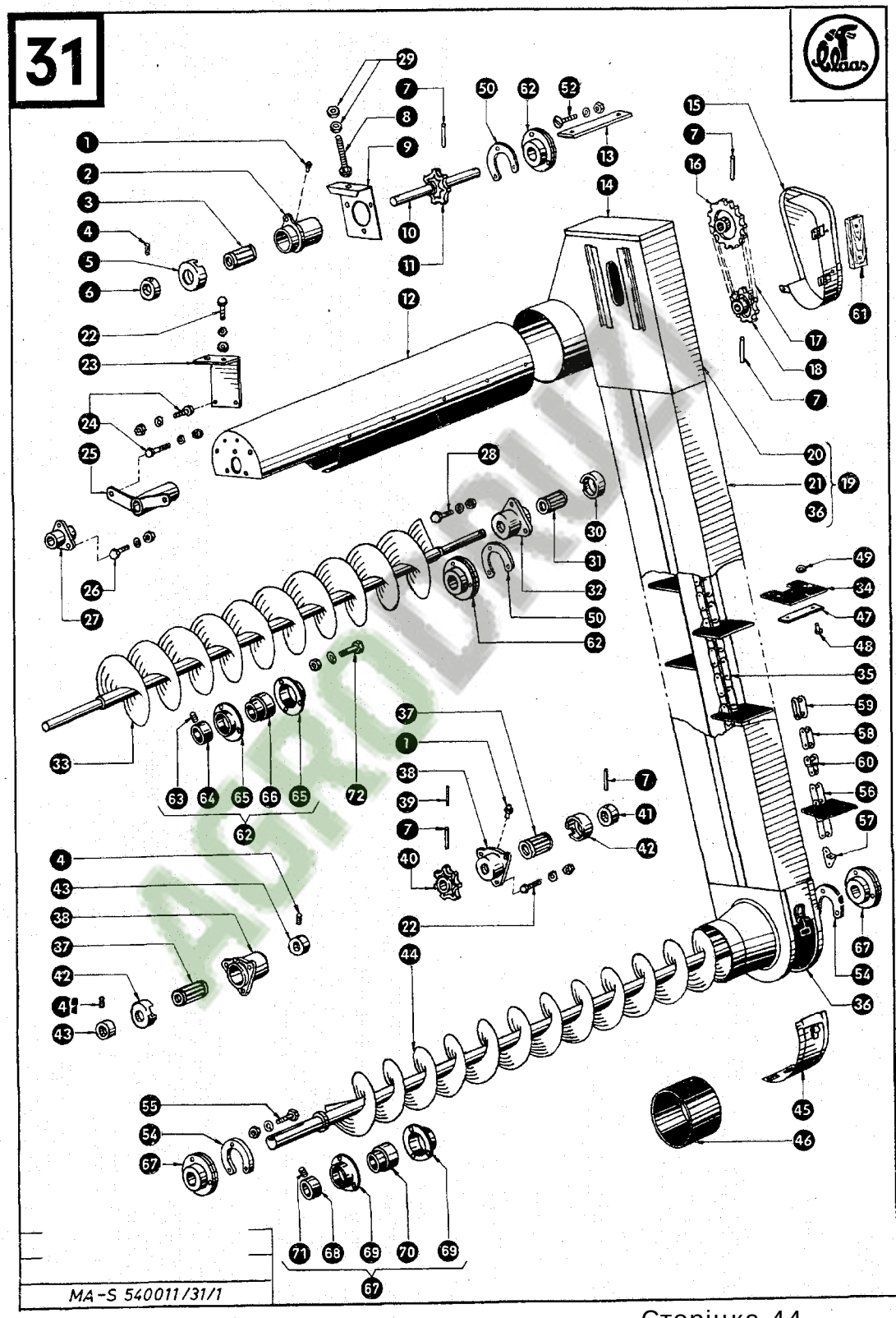
31
Claas
MA-S 540011/31/1

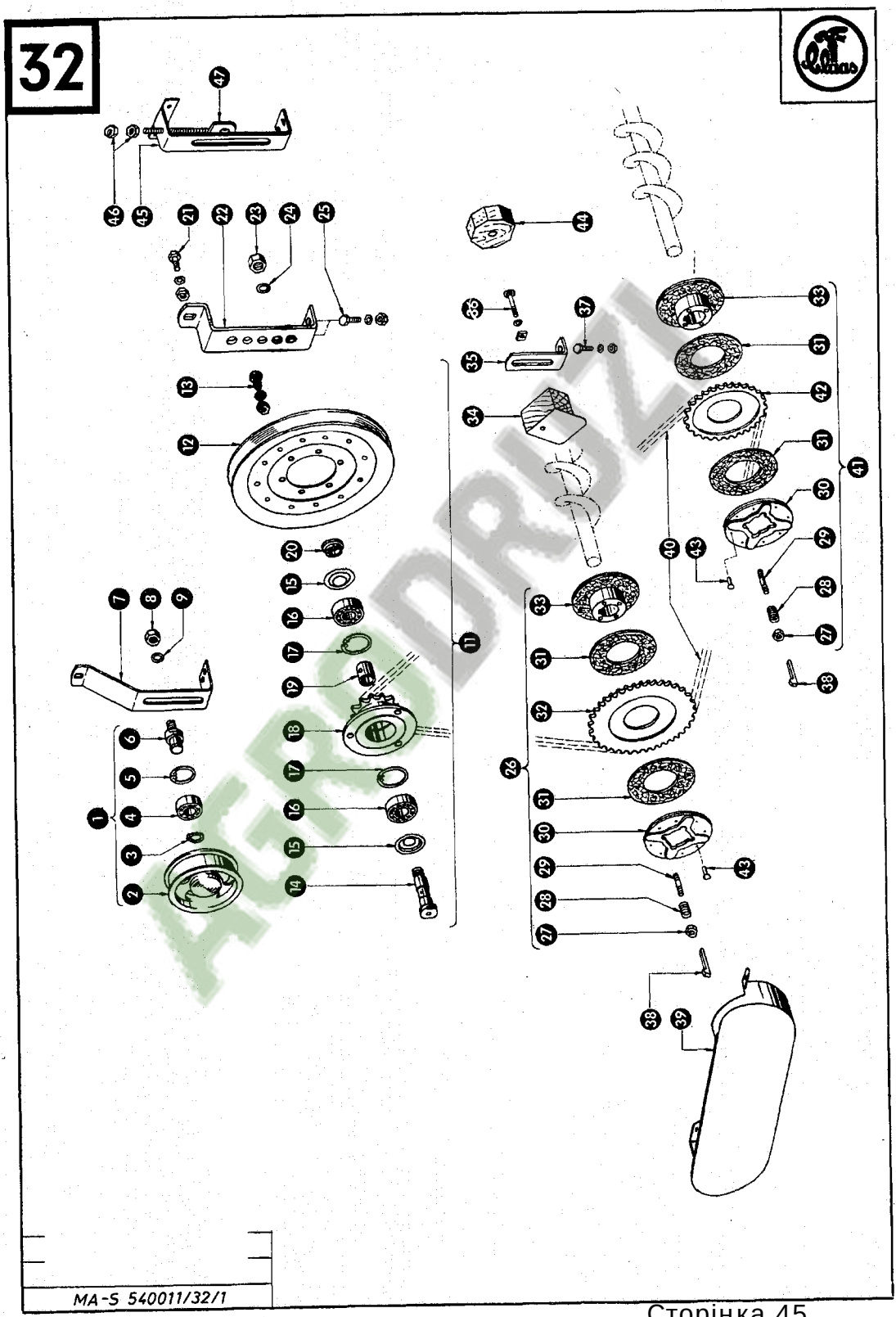

AGRODRUZ

MA-S 540011/32/1

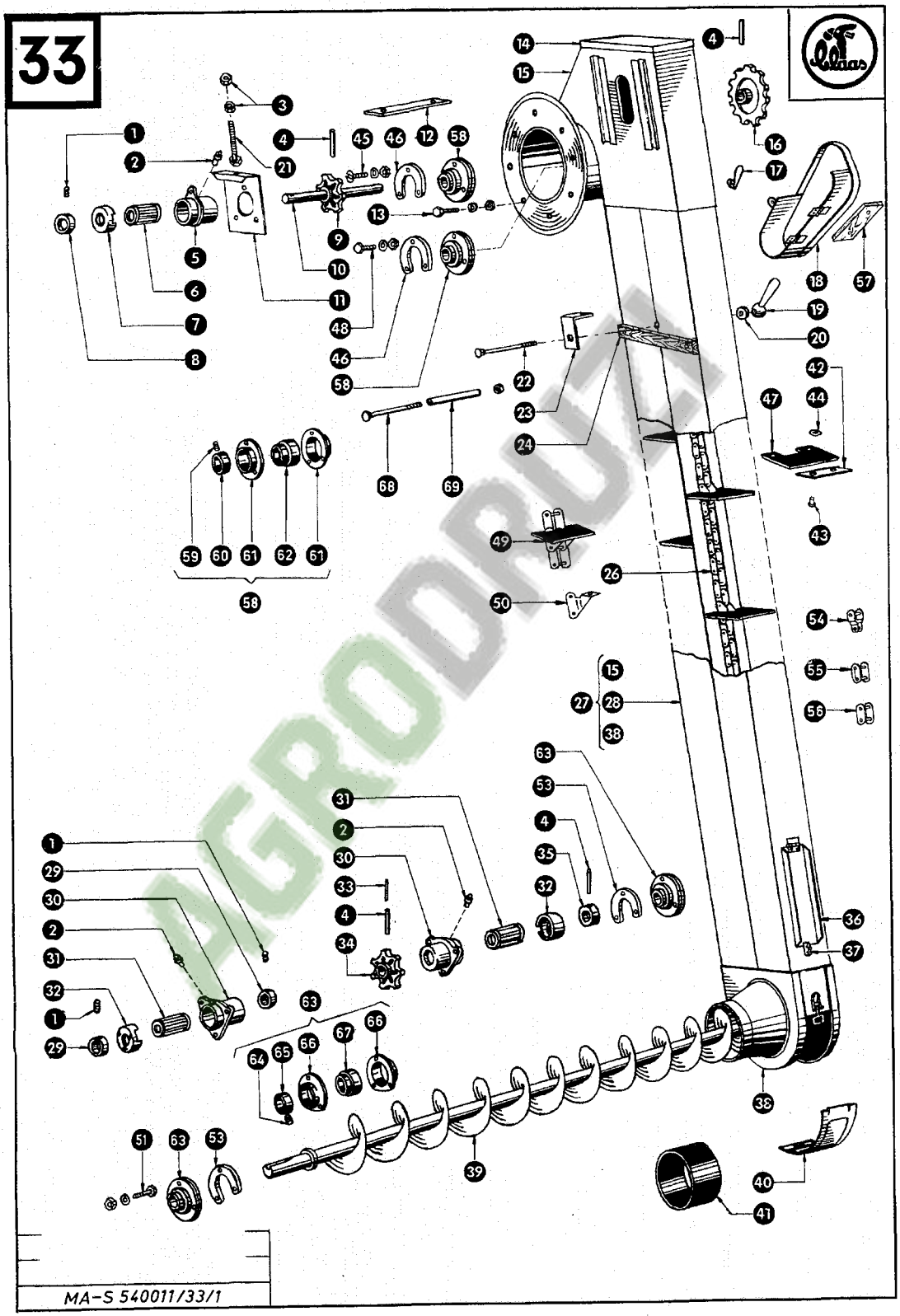

AGRODRUM

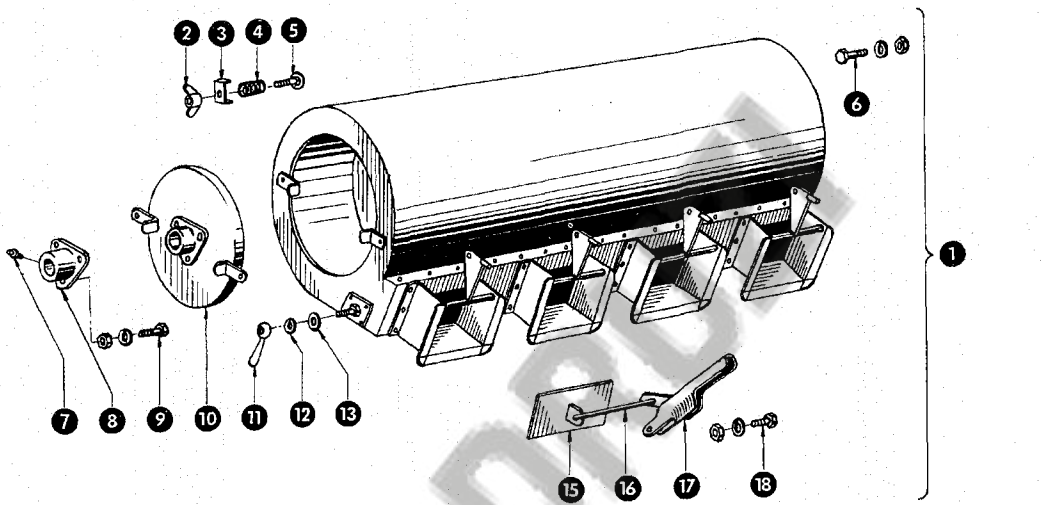
2
3
4
5
6
1
7
8
9
10
11
12
13
15
16
17
18

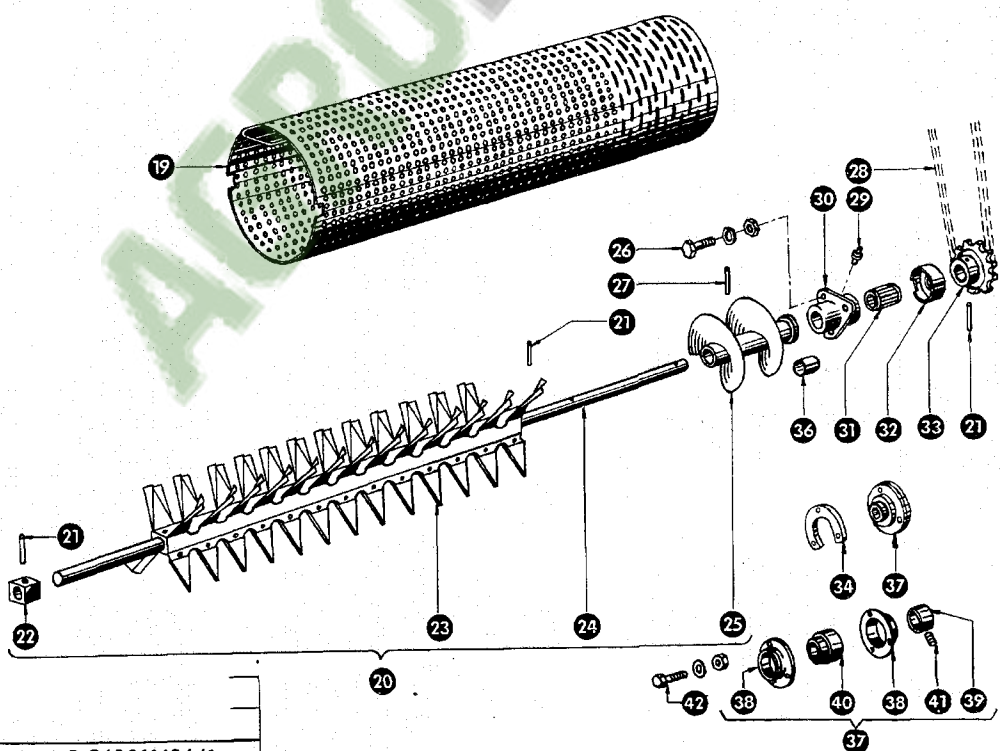
19
28
29
30
26
27
21
36
31
32
33
21
21
34
37
22
23
24
25
20
42
38
40
38
41
39
37

AGRODRON

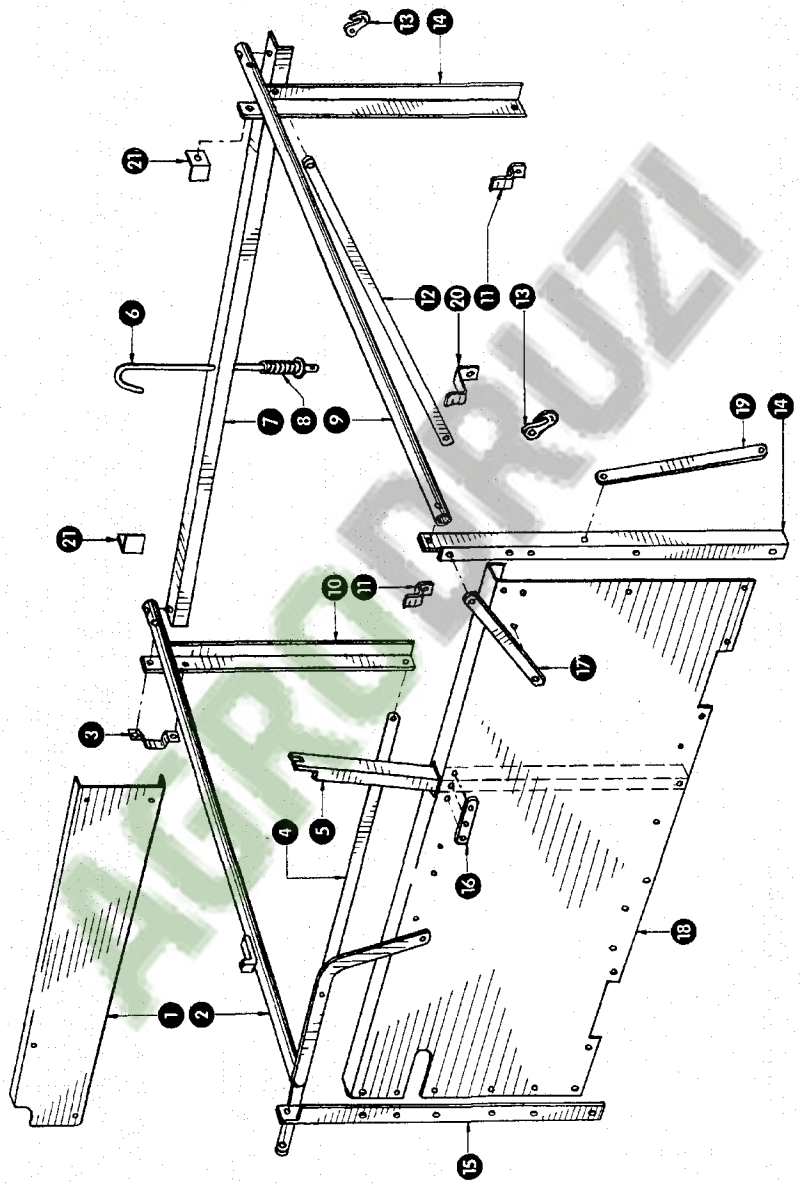

AGRODRUZI

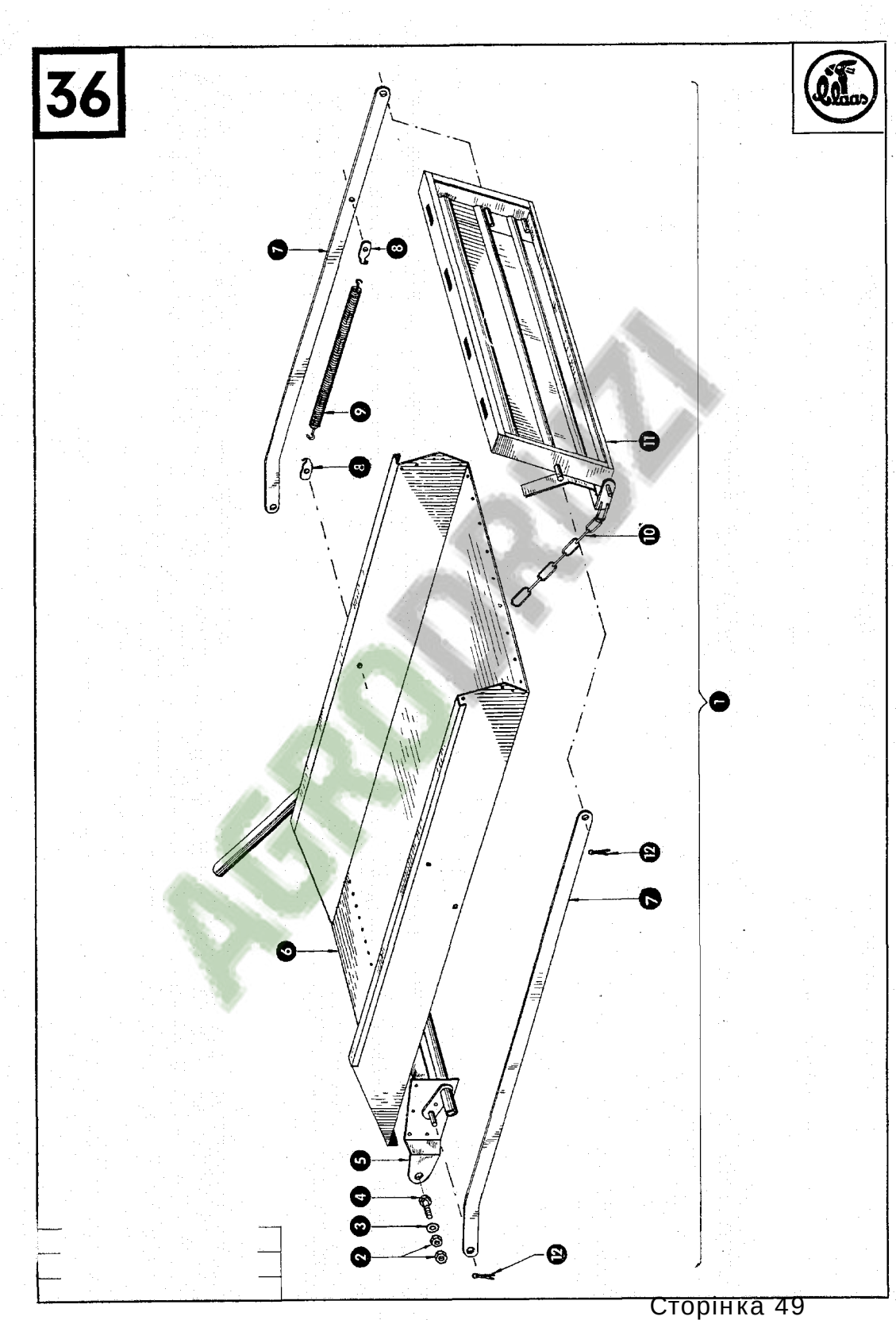

AGRODRUZI

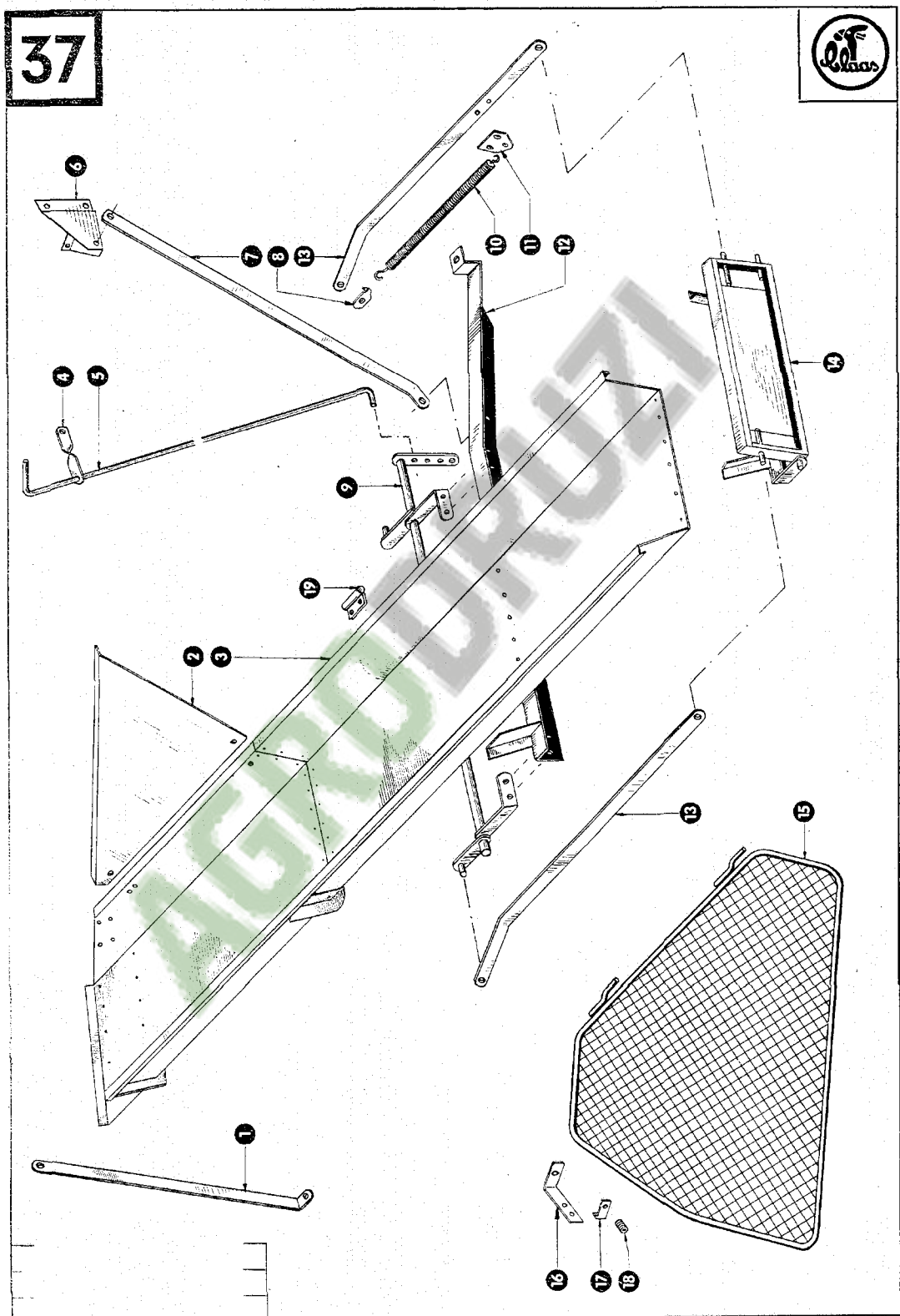

AGROBRUZI

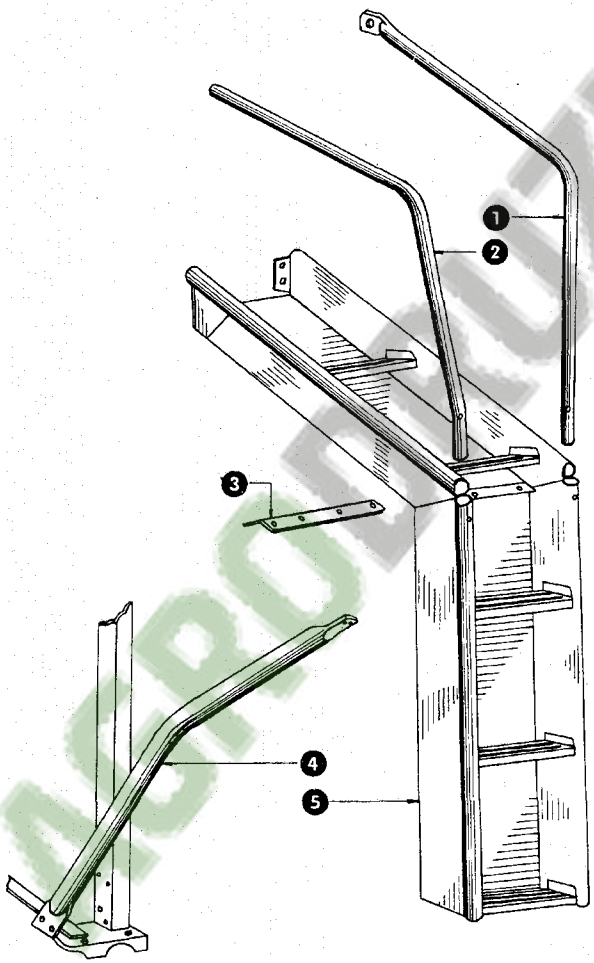

AGROBRUZI

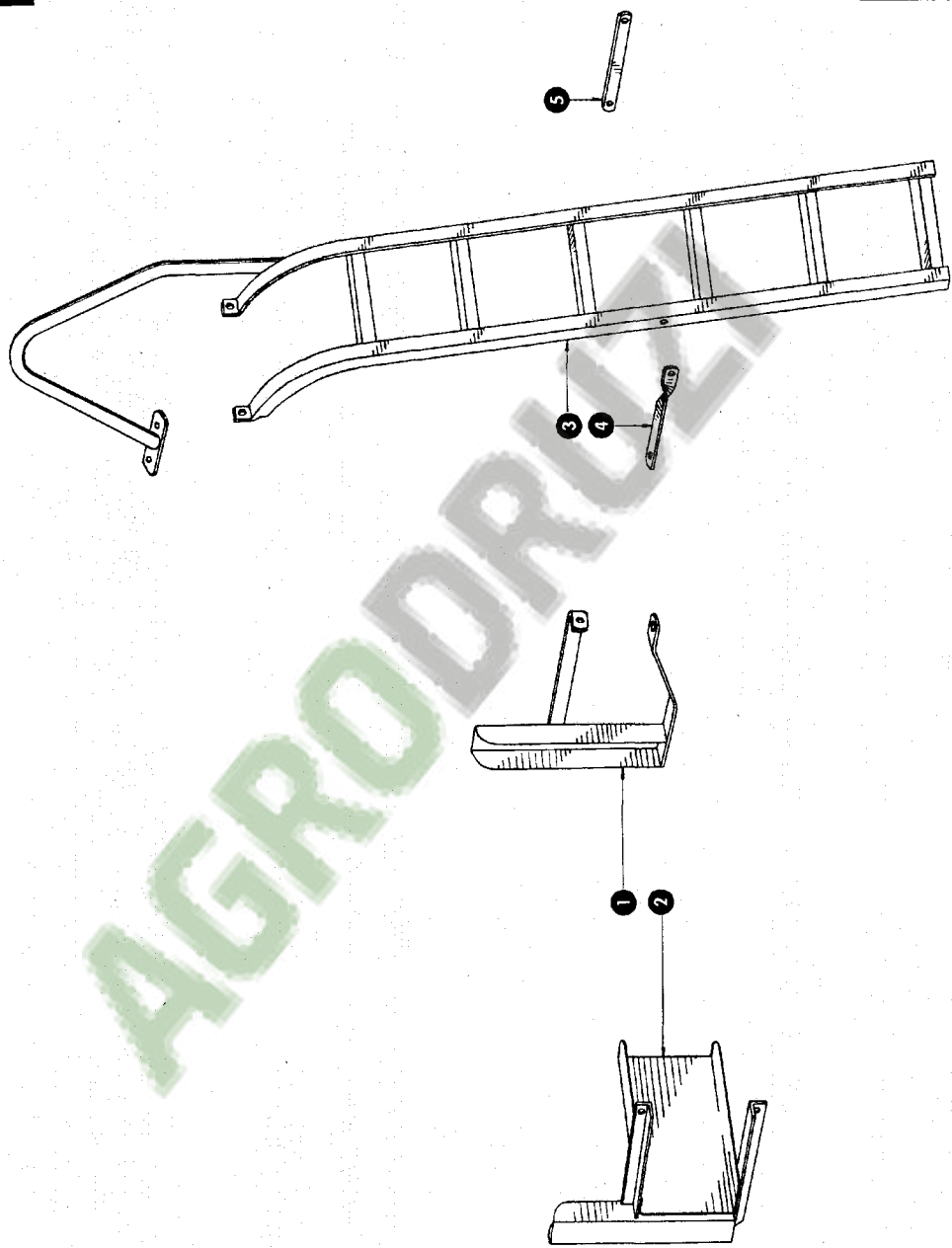

AGRODRUZ

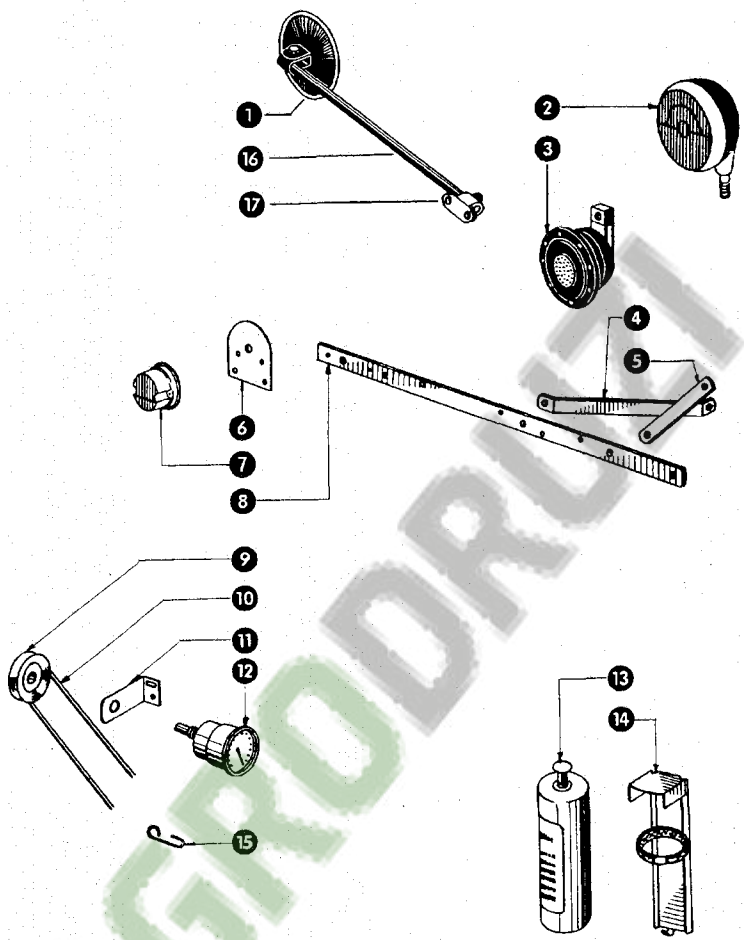

AGRODRUM

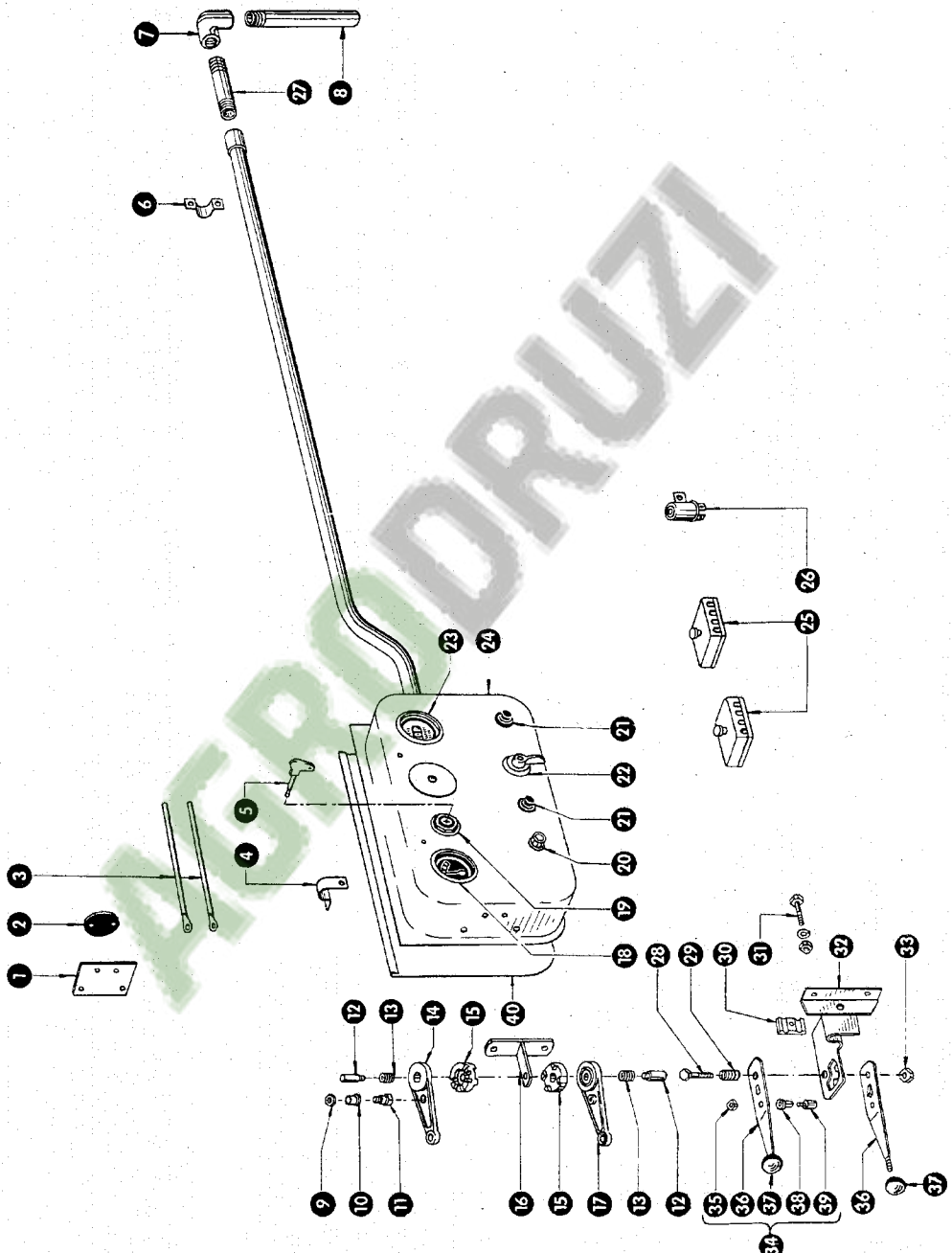
7
27
8
6
26
25
23
24
21
22
21
20
5
4
3
2
1
19
18
40
31
32
33
28
29
30
12
13
14
15
9
10
11
16
15
17
13
14
35
36
37
38
39
34
36
37

AGRODRUZI

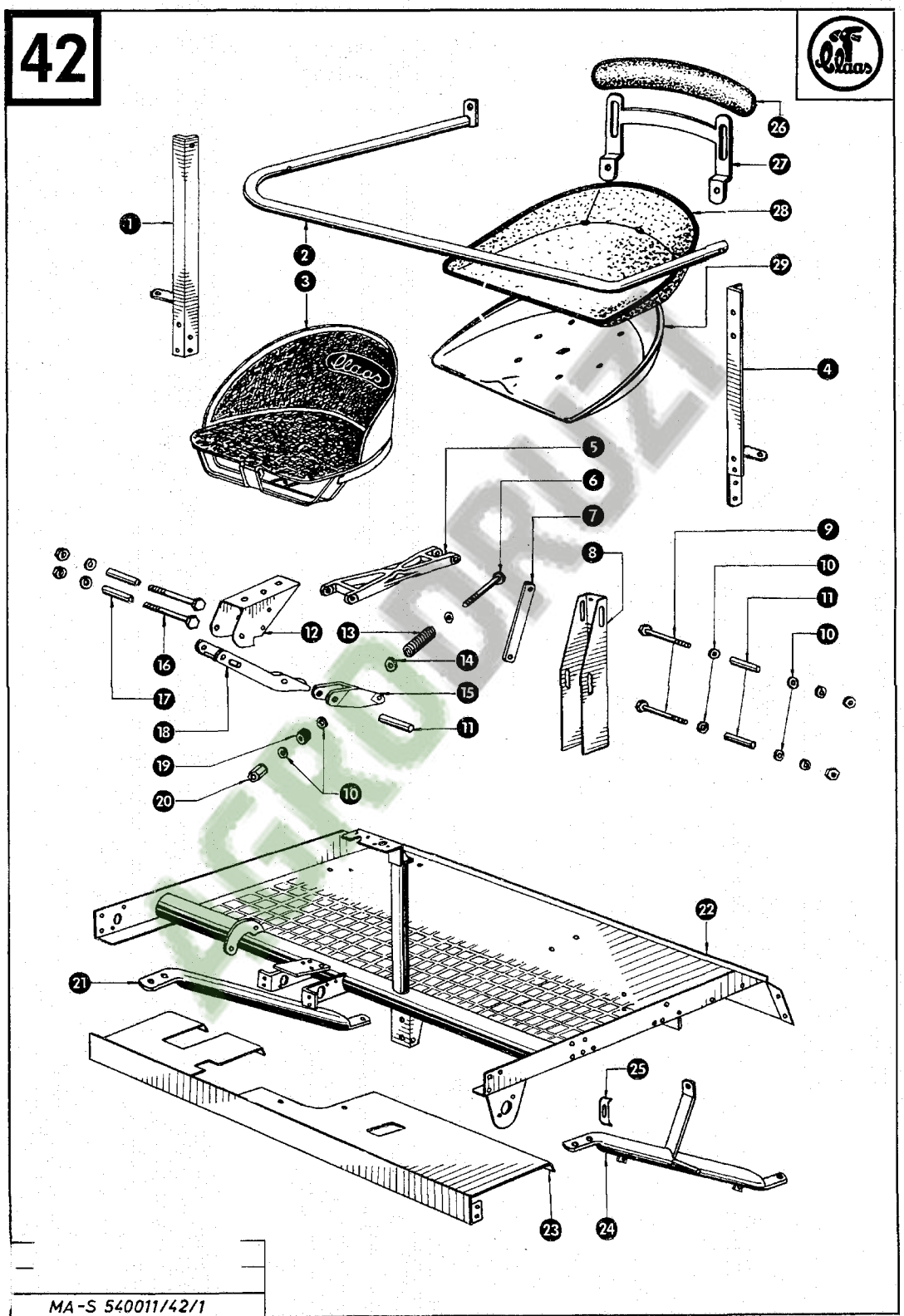

MA-S 540011/42/1

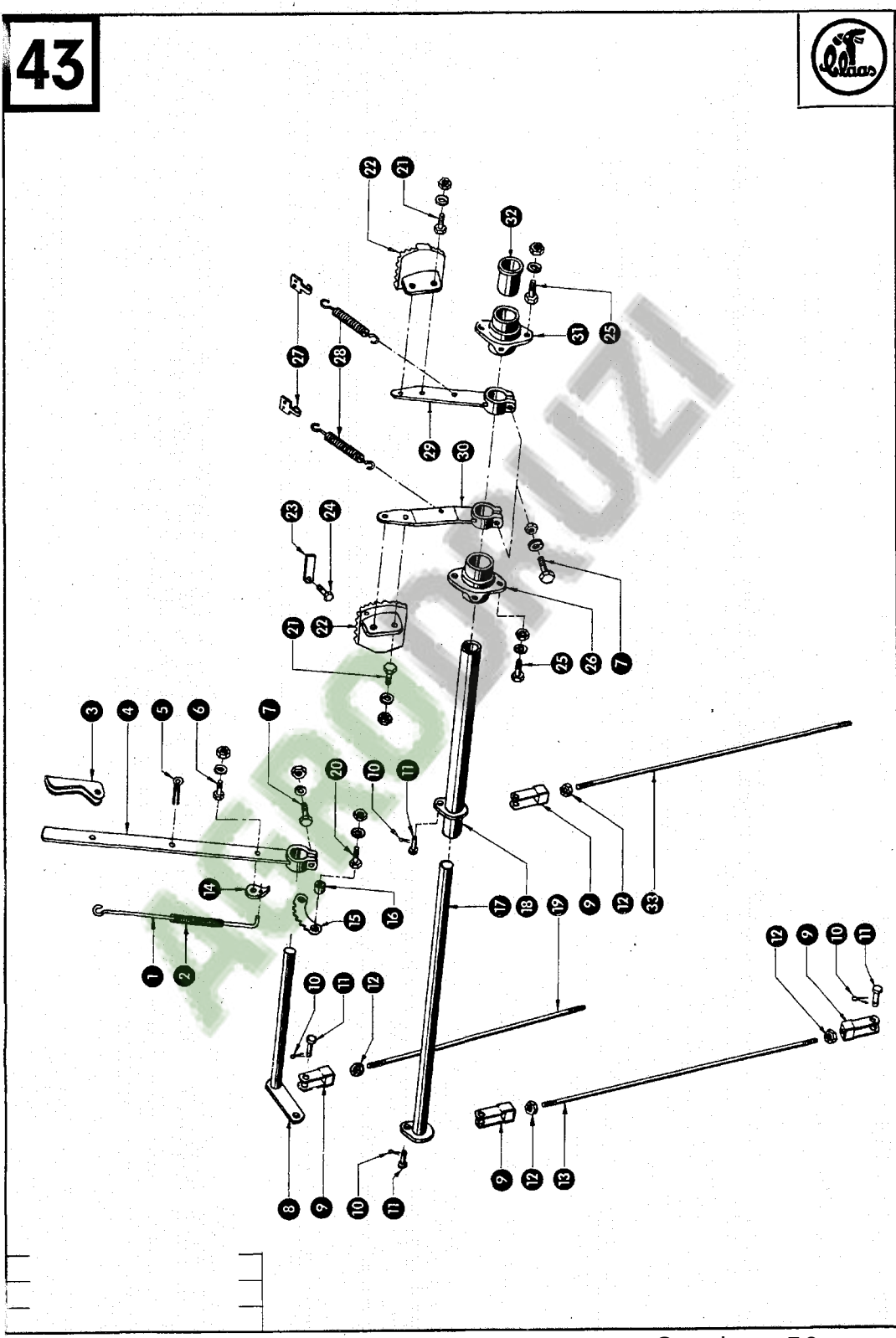
22
21
32
31
25
27
28
29
30
23
24
26
7
3
4
5
6
20
10
11
14
15
16
17
18
19
9
12
33
1
2
13
8

AGROBUZI

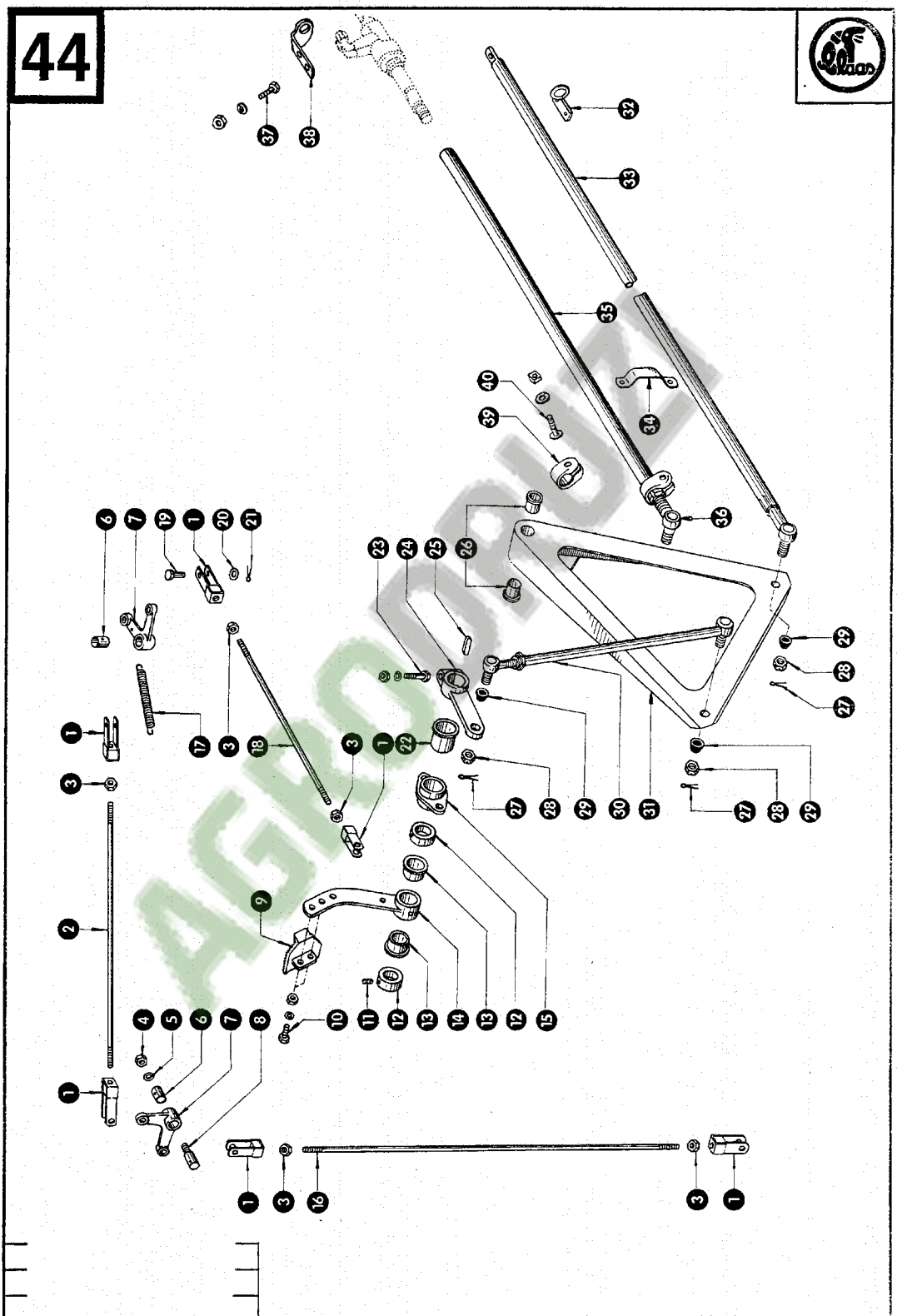
1
2
3
4
5
6
7
8
9
10
11
12
13
14
15
16
17
18
19
20
21
22
23
24
25
26
27
28
29
30
31
32
33
34
35
36
37
38
39
40

AGROPUL

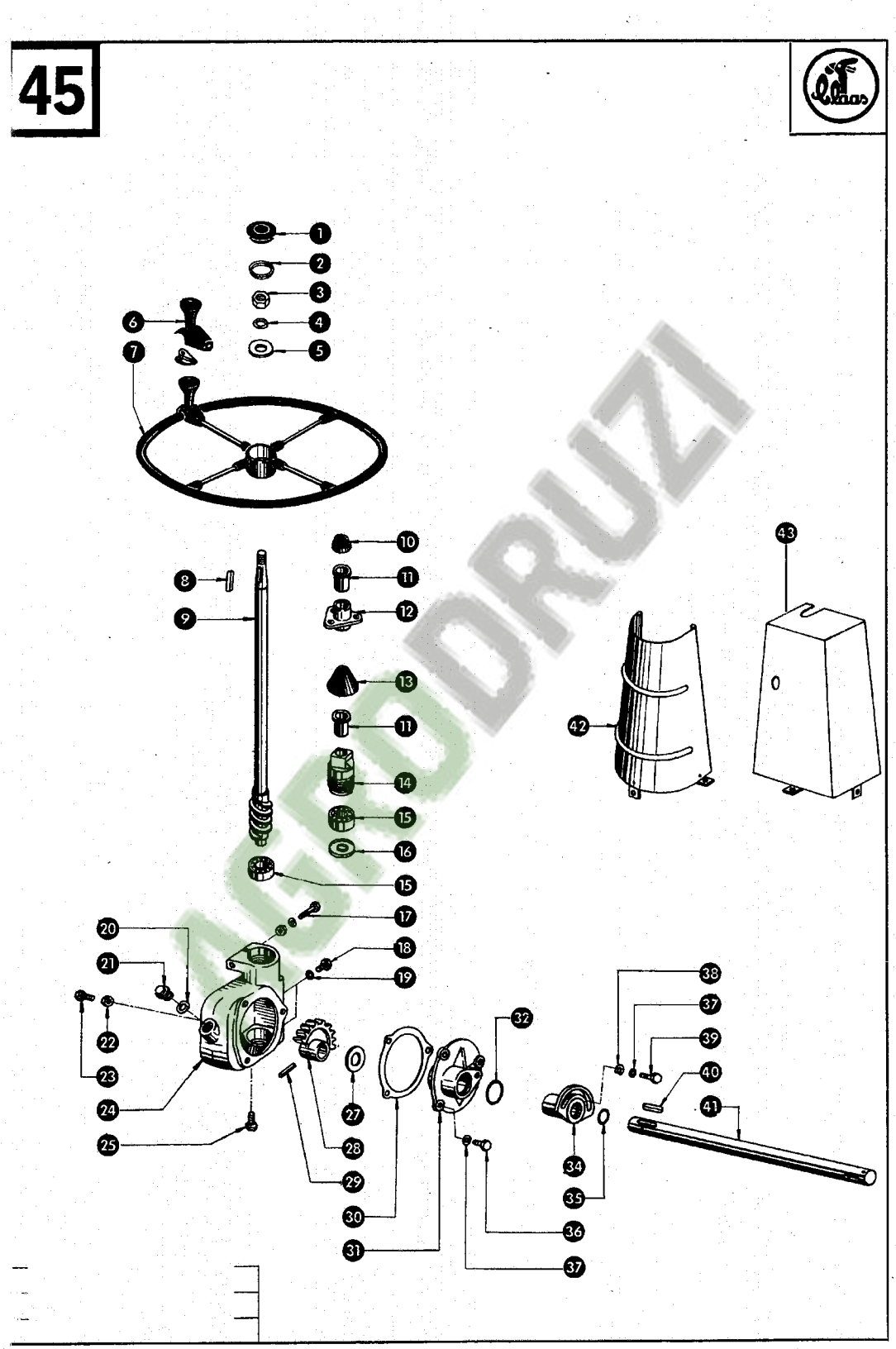
1
2
3
4
5
6
7
8
9
10
11
12
13
11
14
15
16
15
17
18
19
20
21
22
23
24
25
27
28
29
30
31
32
34
35
36
37
38
37
39
40
41
42
43

AGRODRUZI

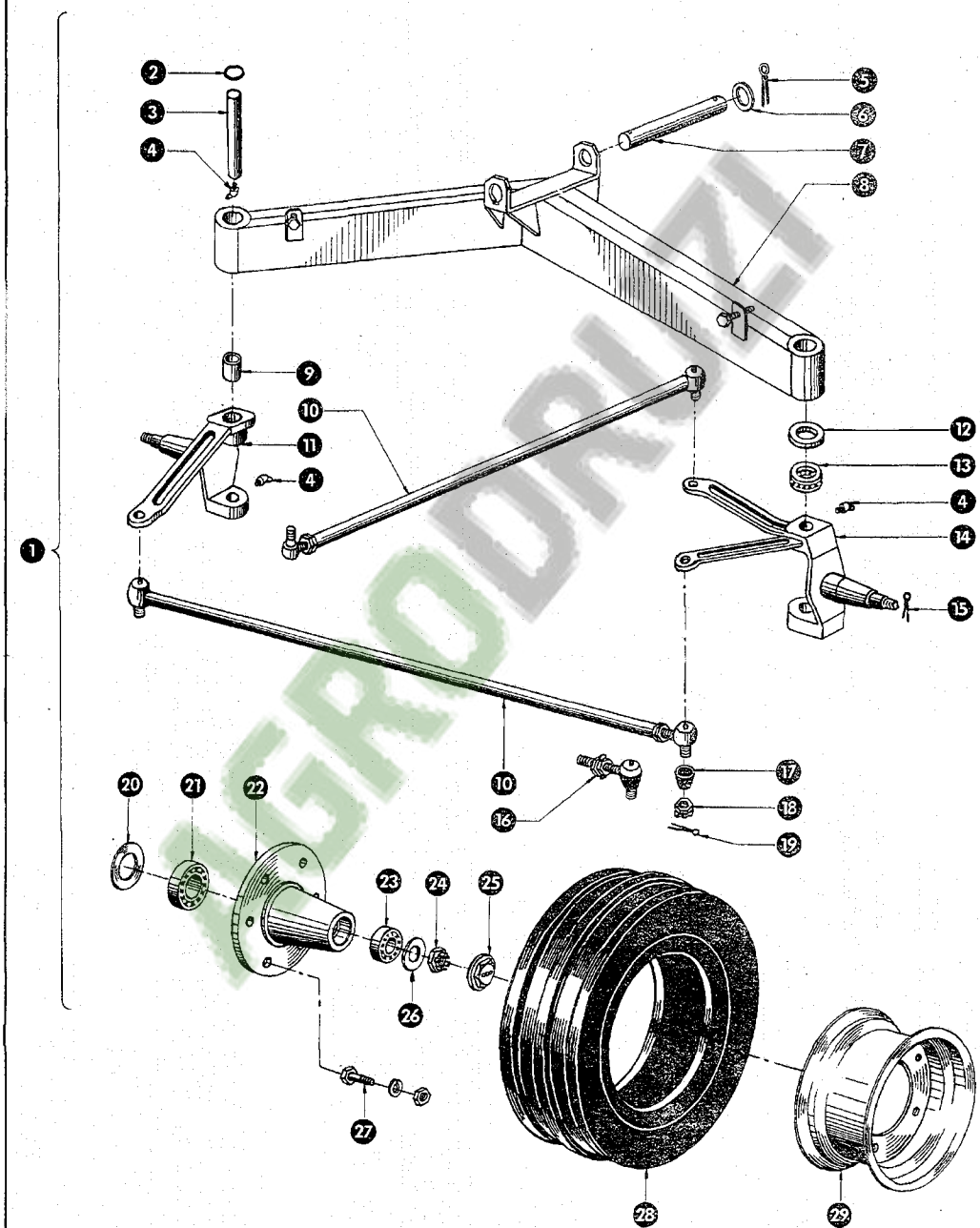
1
2
3
4
5
6
7
8
9
10
11
4
12
13
4
14
15
10
16
17
18
19
20
21
22
23
24
25
26
27
28
29

AGRODRIVE

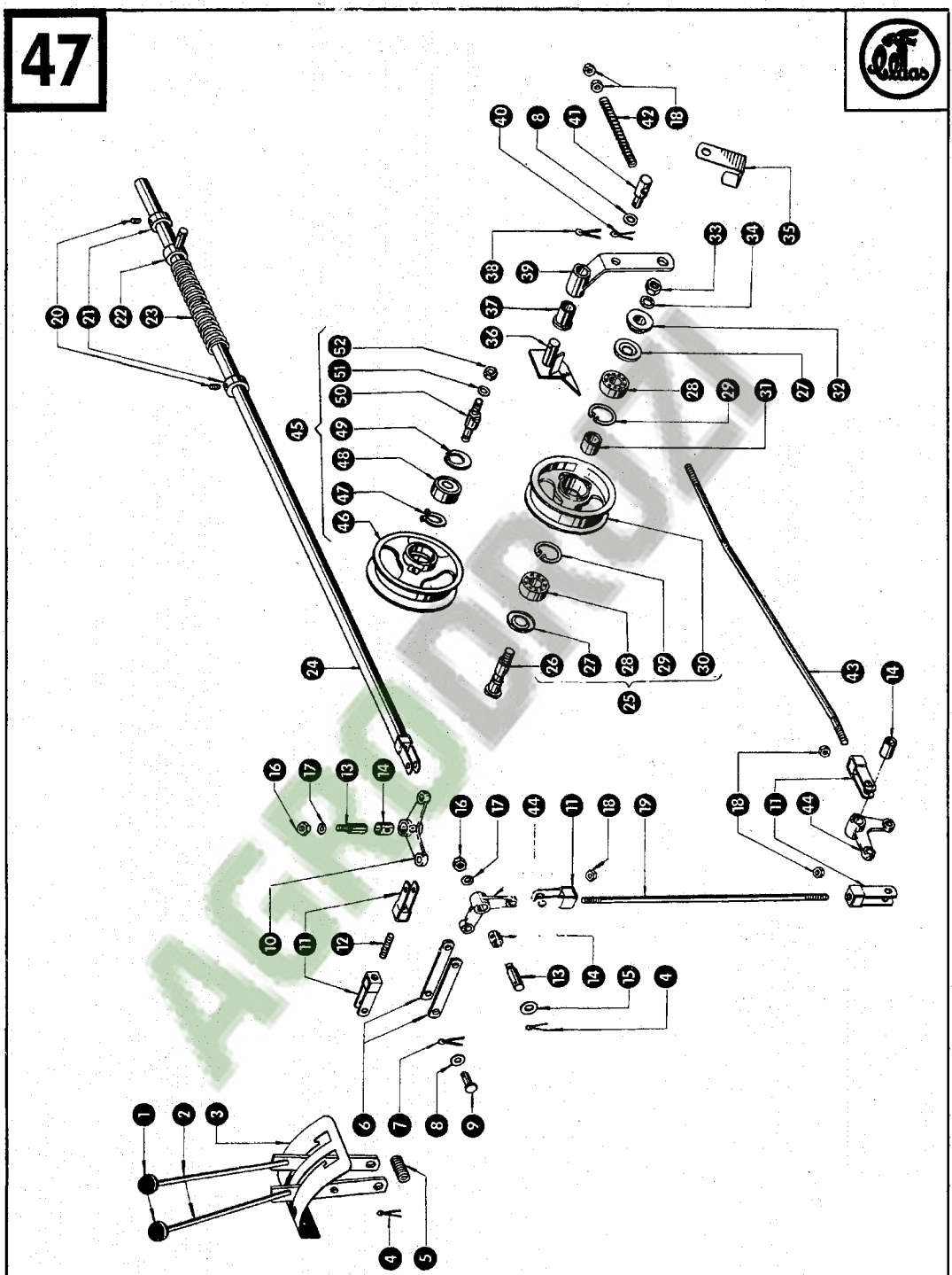

AGRODROM

MA-S 540011/47/1

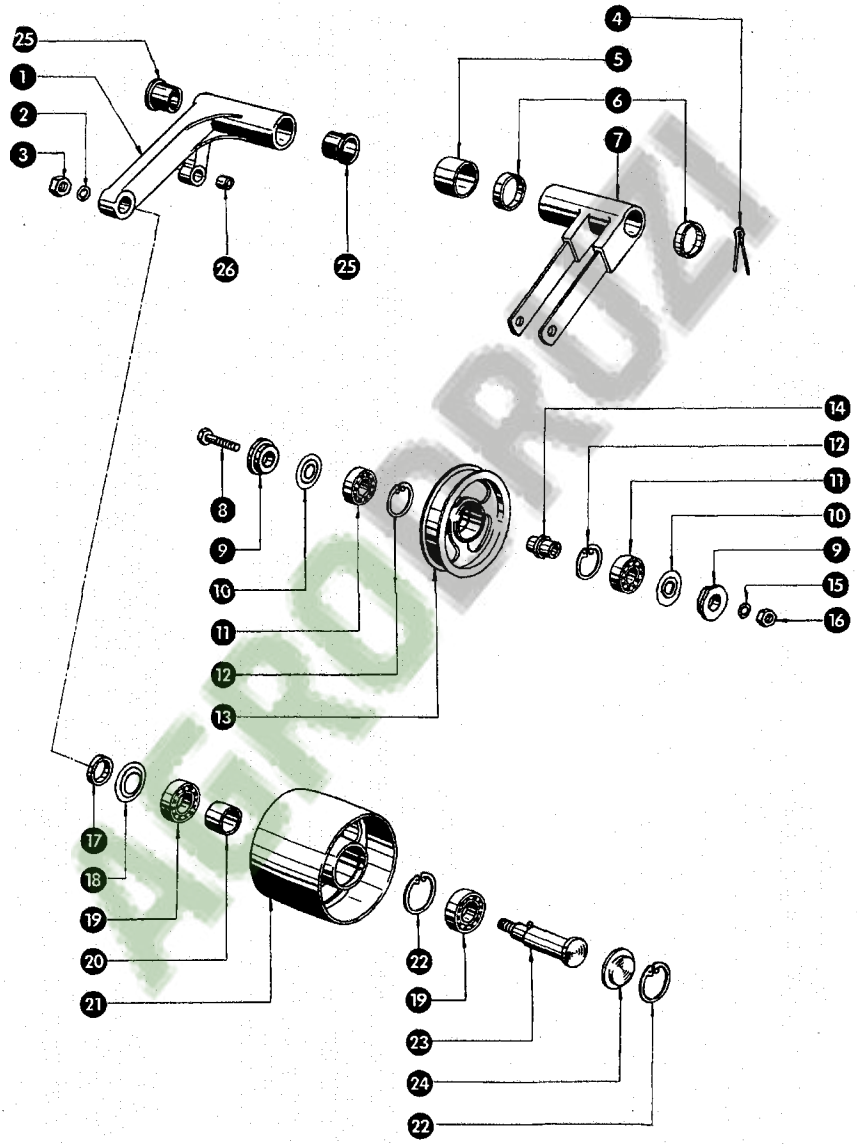
25
1
2
3
26
25
4
5
6
7
8
9
10
11
12
13
14
12
11
10
9
15
16
17
18
19
20
21
22
19
23
24
22

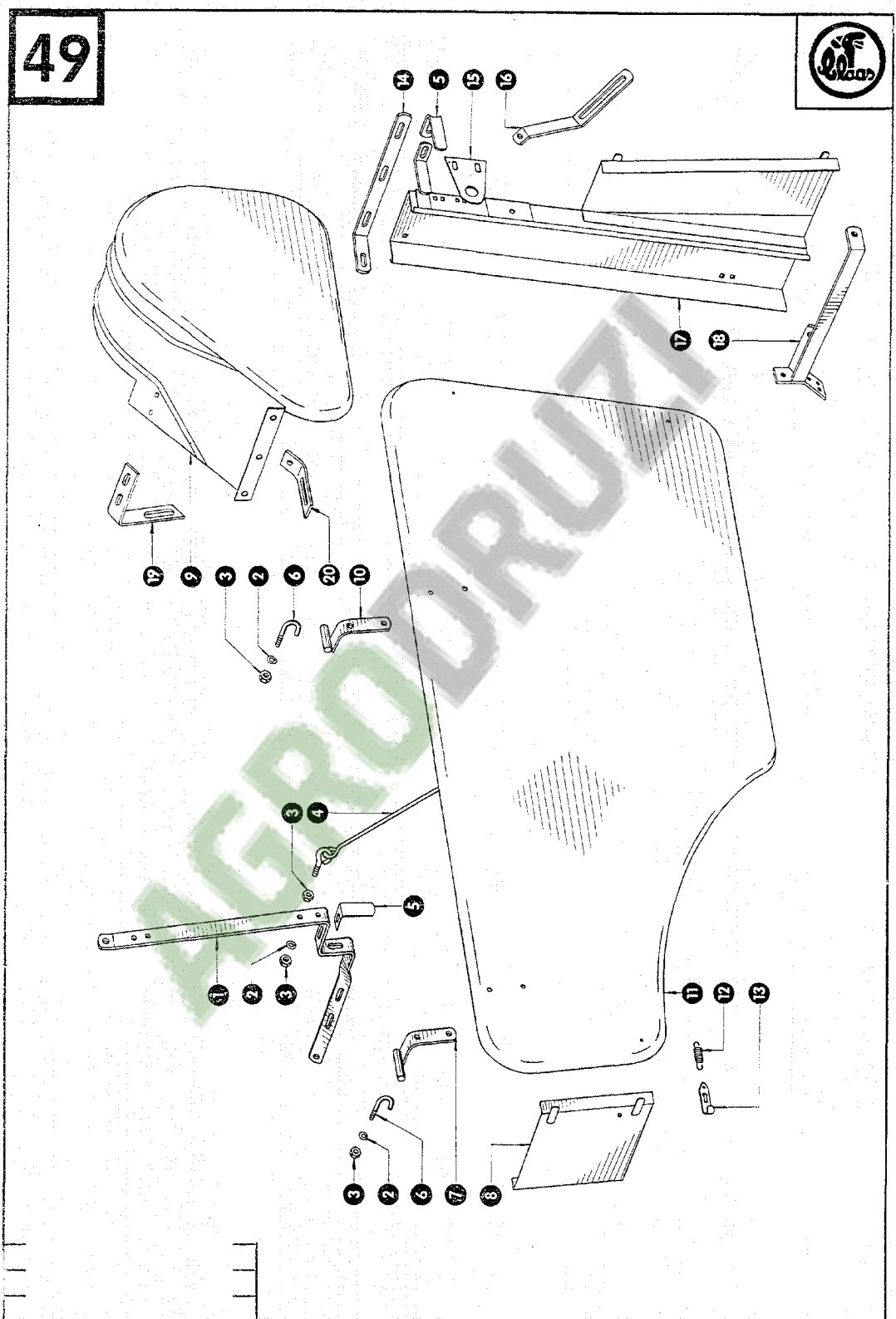

AGRODRUZI

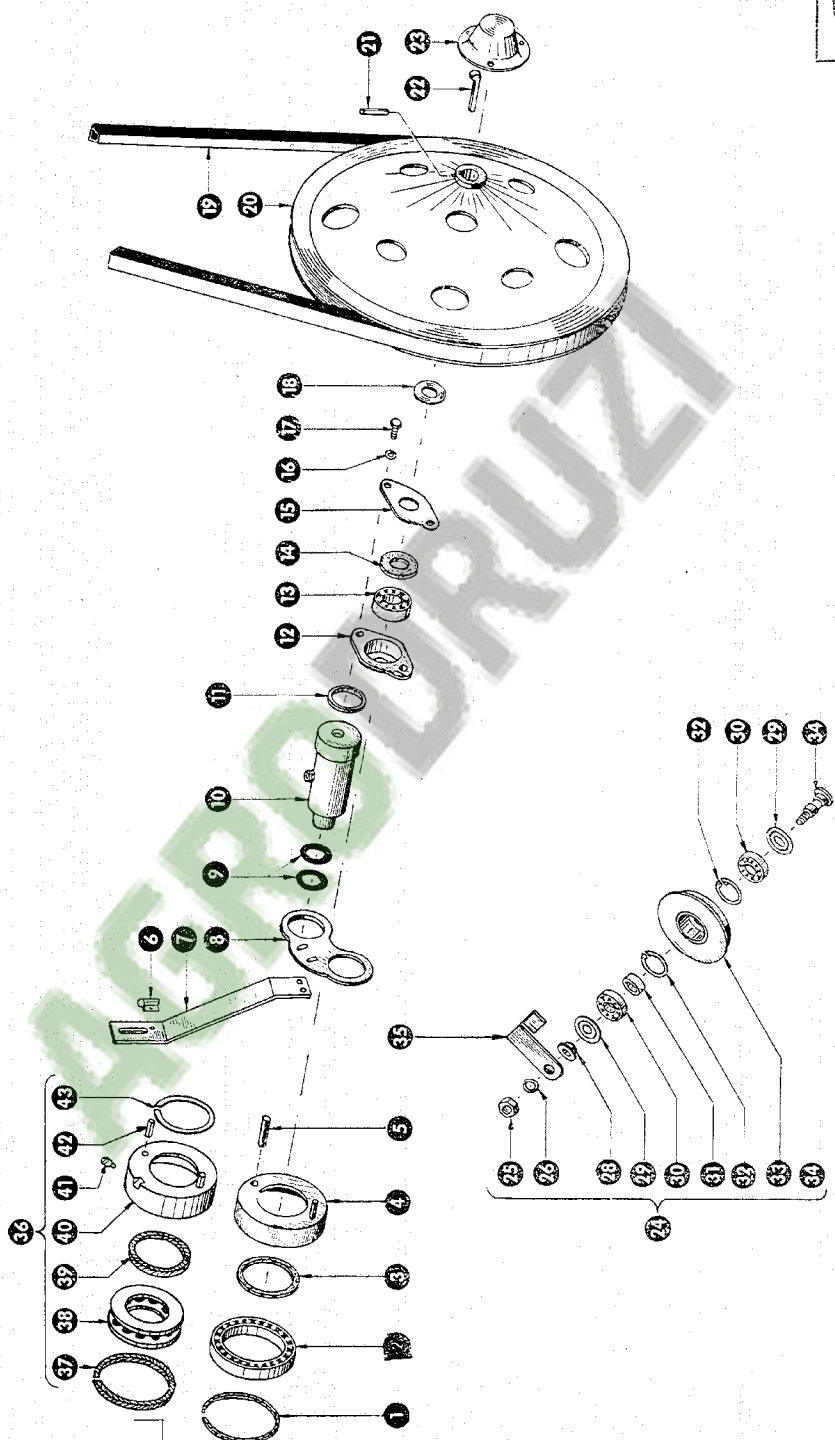
1
2
3
4
5
6
7
8
9
10
11
12
13
14
15
16
17
18
19
20
21
22
23
24
25
26
27
28
29
30
31
32
33
34
35
36
37
38
39
40
41
42
43

AGRODRUZI

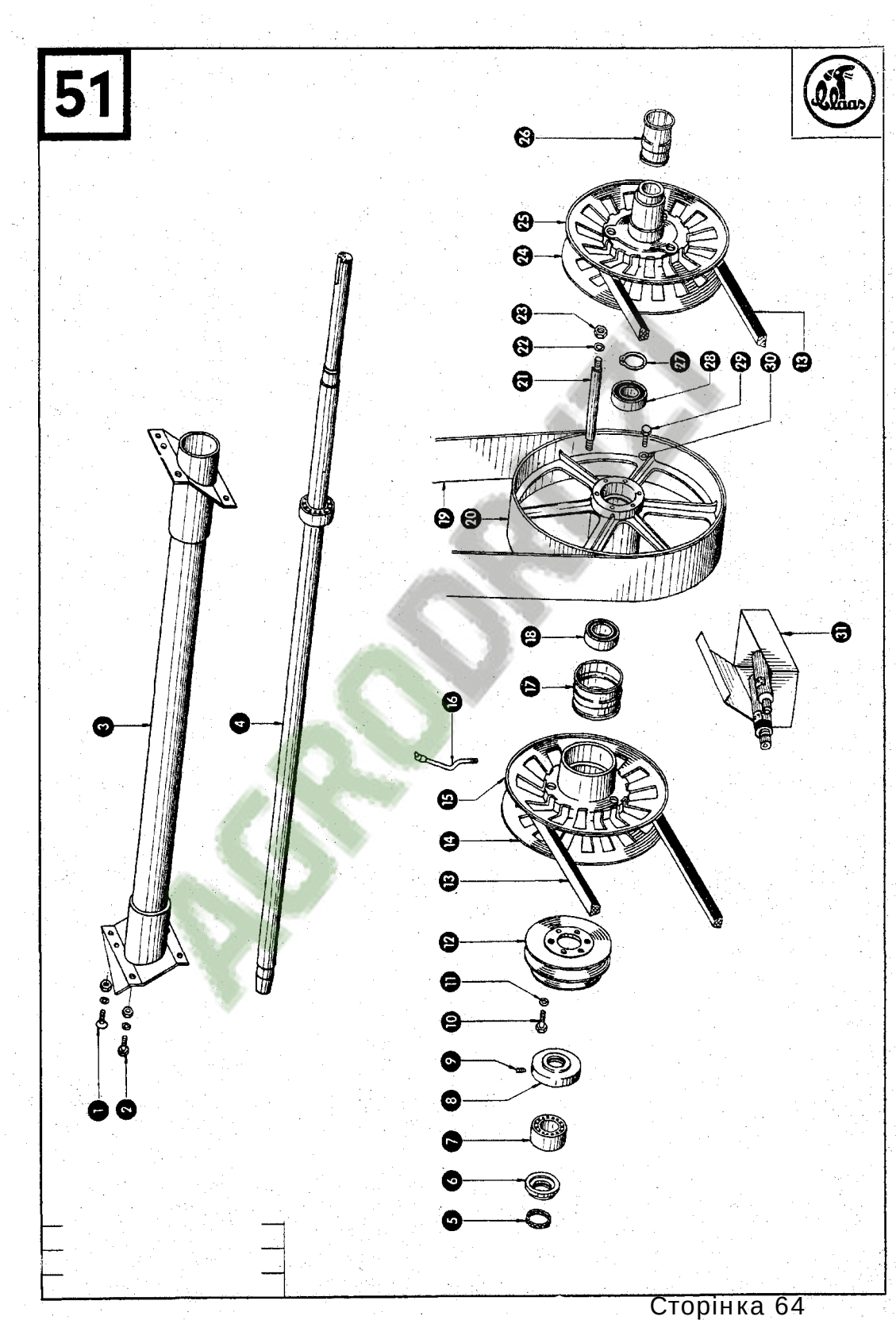
1
2
3
4
5
6
7
8
9
10
11
12
13
14
15
16
17
18
19
20
21
22
23
24
25
26
27
28
29
30
31

AGRODRIVE

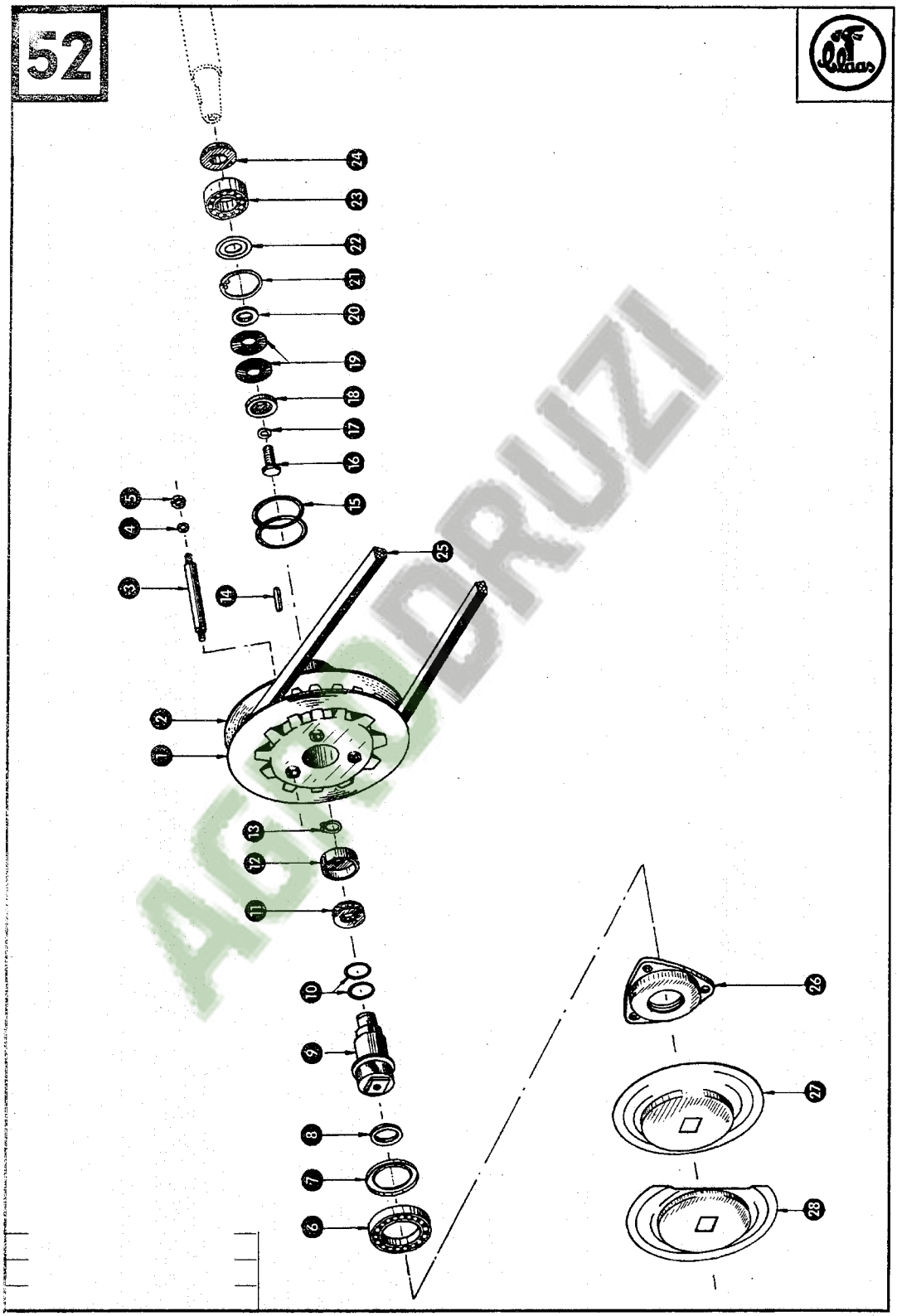

AGRODRUZI

52A

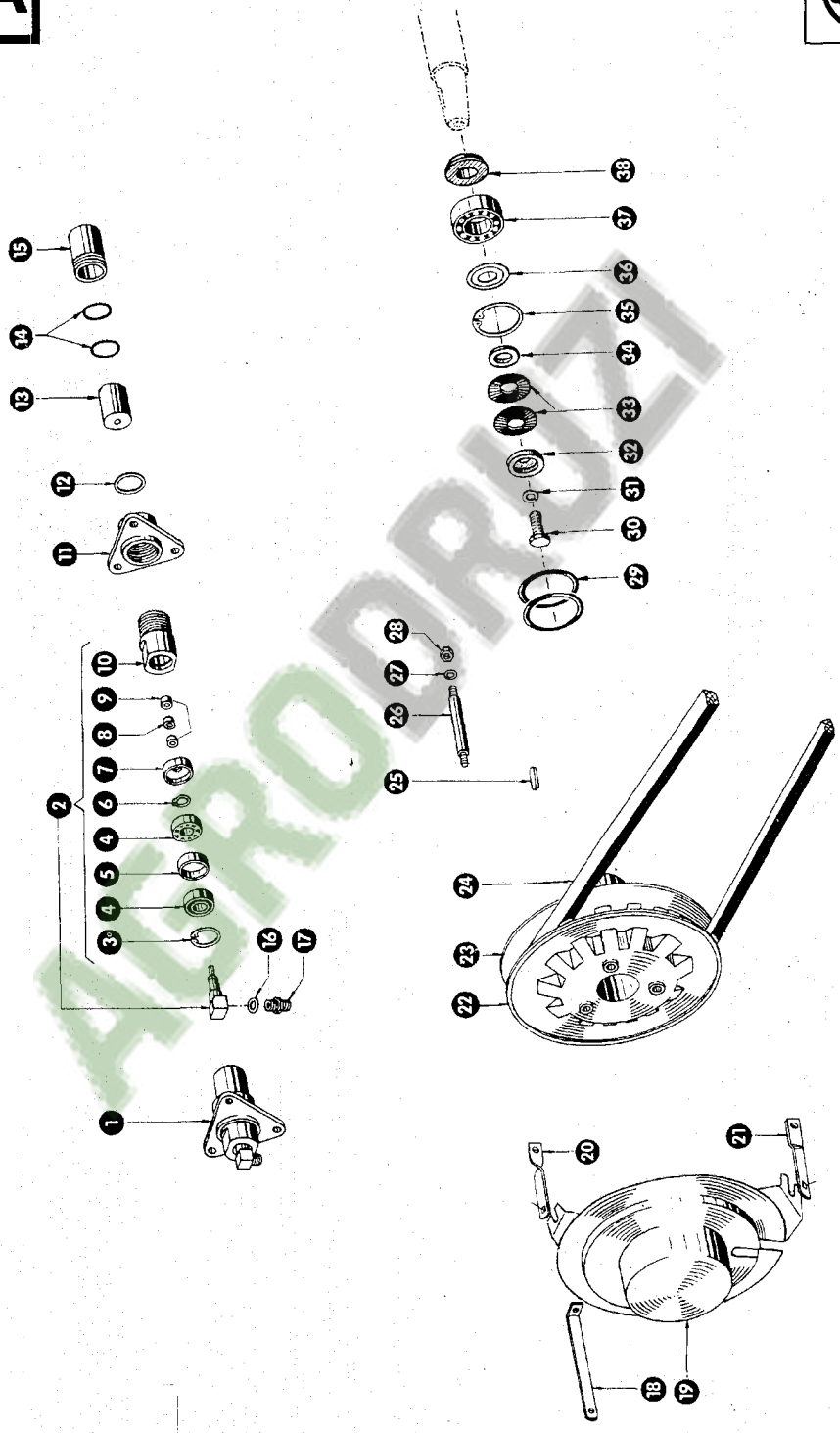

AGRODRUZI

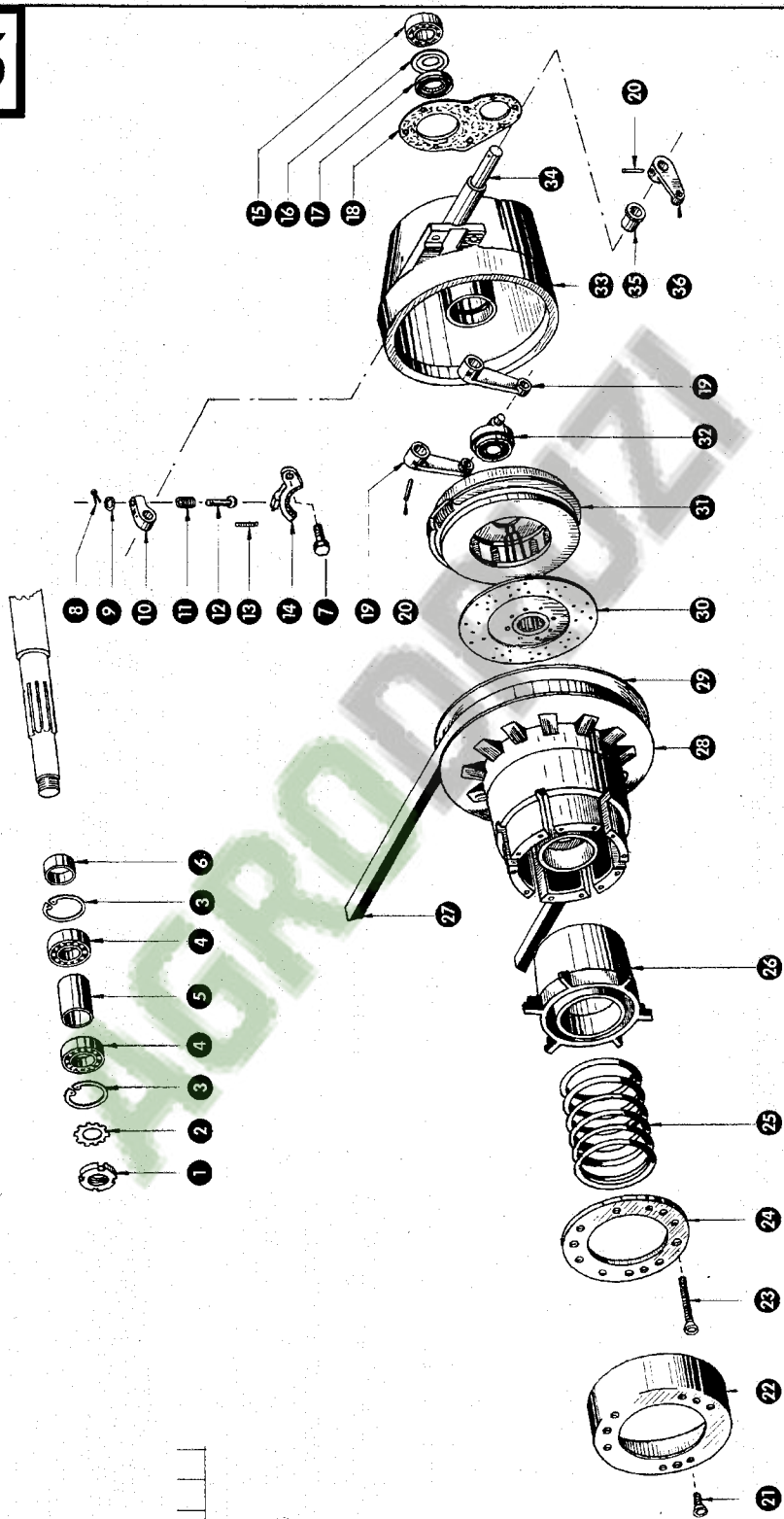
15
16
17
18
34
20
33
35
36
19
32
31
8
9
10
11
12
13
14
7
19
20
30
29
28
6
3
4
5
4
3
2
1
27
26
25
24
23
22
21

AGRODROZI

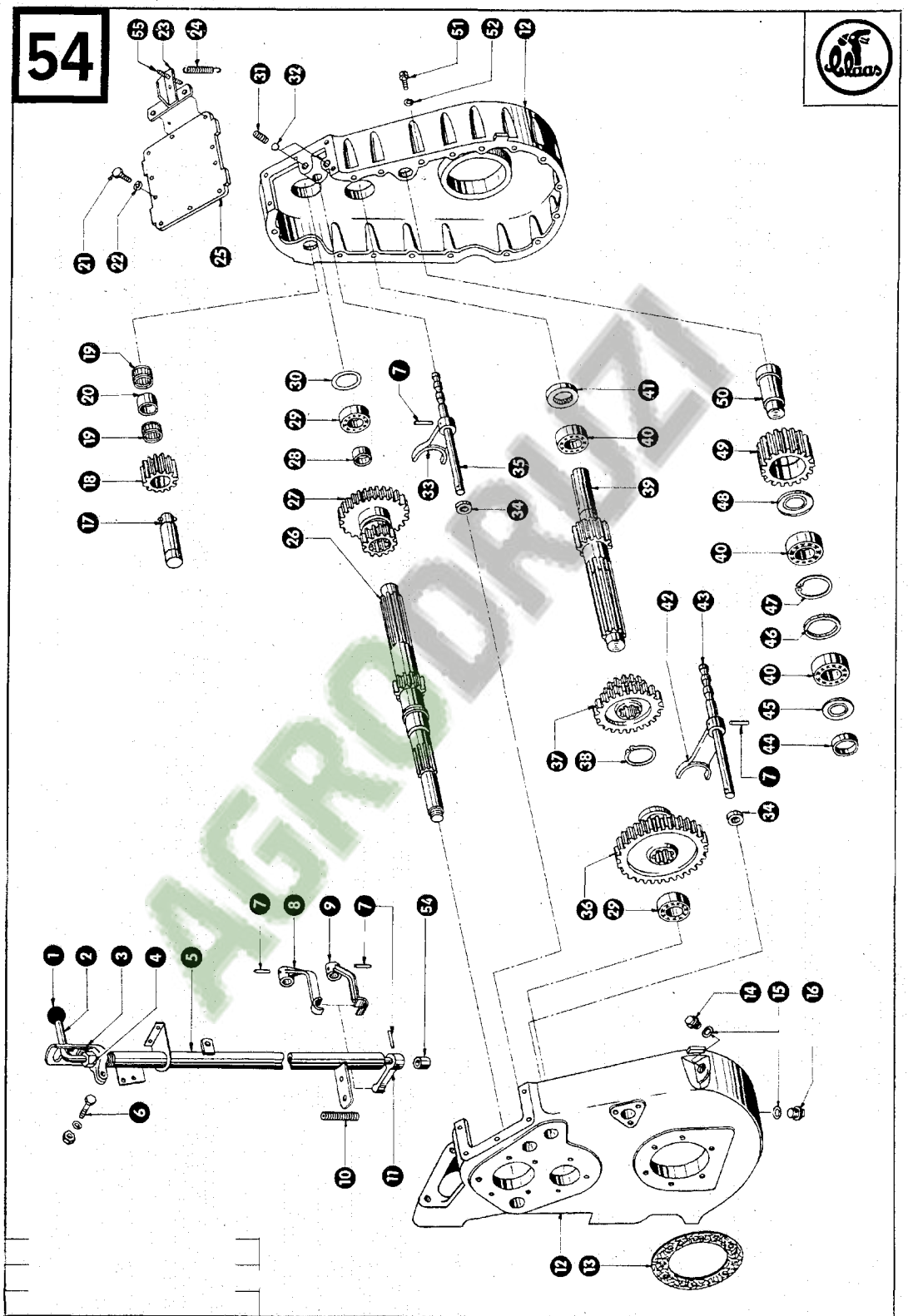
54
55
23
24
31
32
51
52
12
21
22
25
19
20
19
18
17
30
29
28
27
26
7
33
35
34
41
40
39
50
49
48
40
47
46
40
45
44
42
43
7
37
38
34
36
29
7
8
9
7
54
1
2
3
4
5
6
10
11
14
15
16
12
13

AGRODRUZI

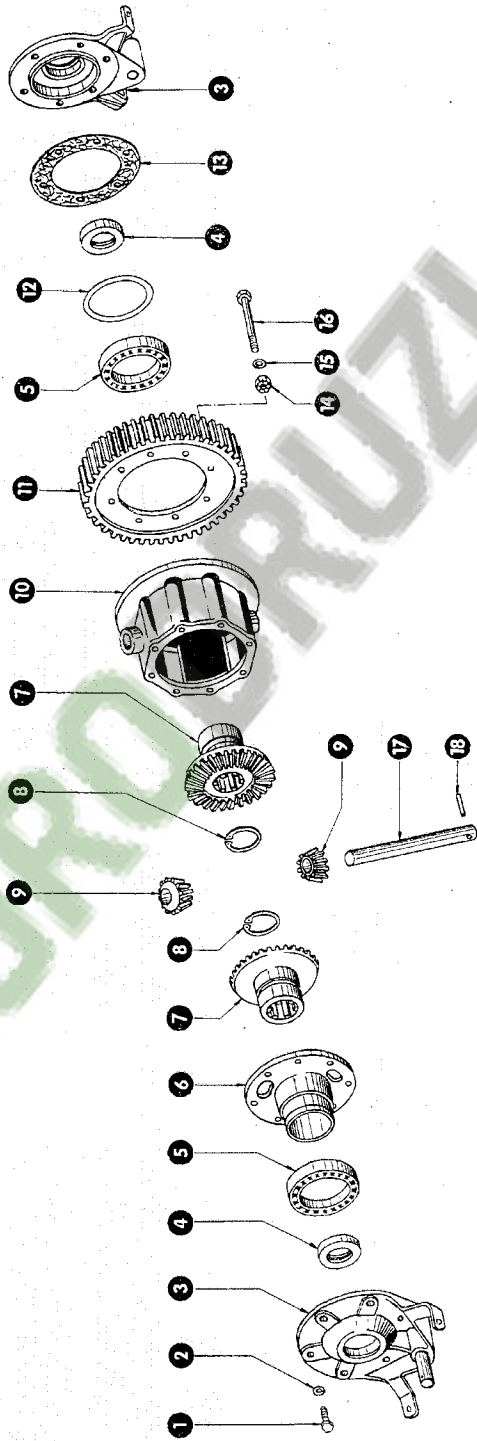

AGRODRUZI

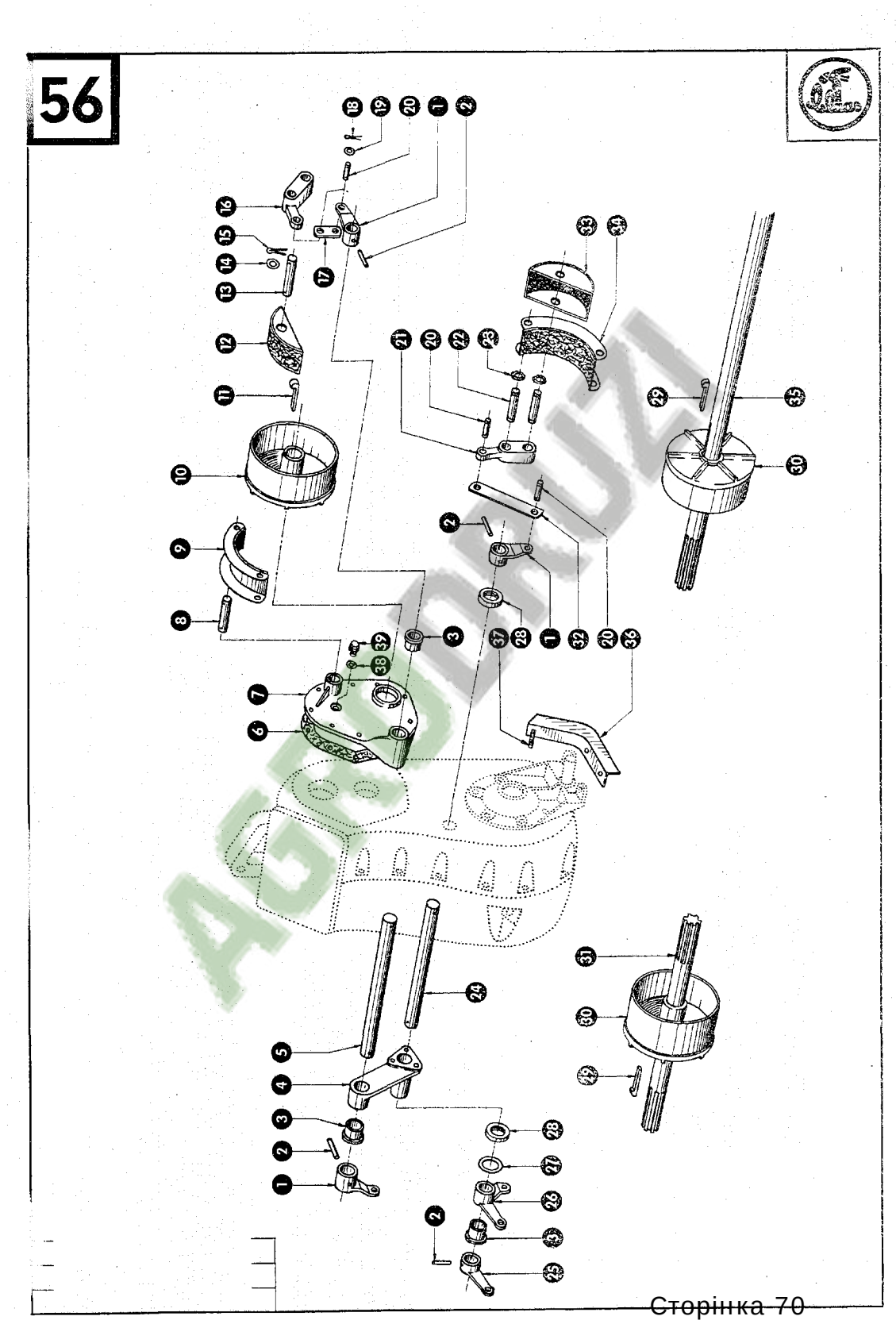
18
19
20
1
2
16
15
14
13
17
12
11
10
9
8
21
20
22
23
33
34
29
35
30
7
2
1
32
20
36
3
39
38
7
6
37
28
24
5
4
3
2
1
31
30
29
28
27
26
3
25
2

AGROBUKI

56A

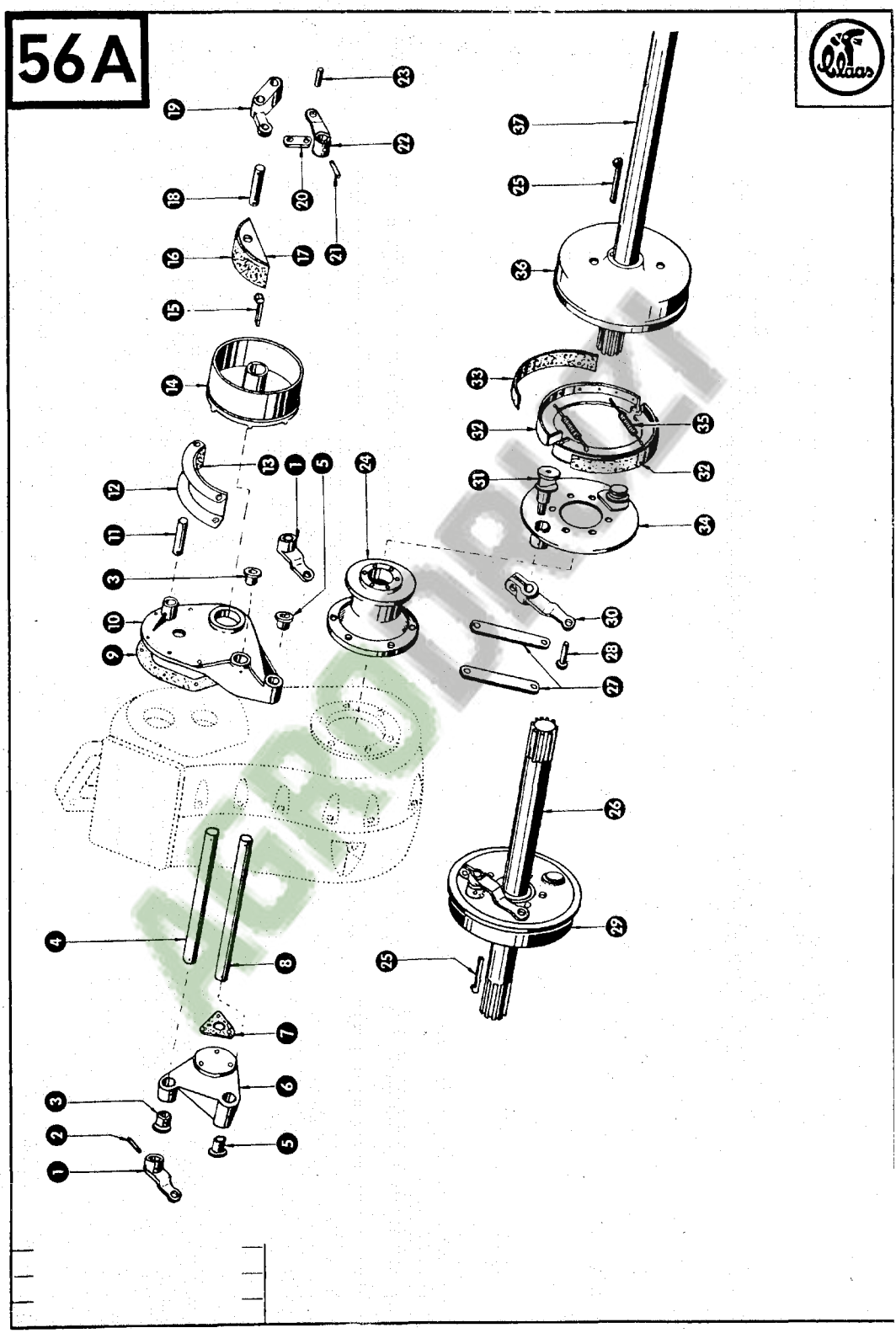
Claas
23
19
22
20
21
18
17
16
15
14
13
1
5
24
12
11
3
10
9
37
25
36
33
35
32
31
34
30
28
27
26
29
25
4
8
7
6
3
2
5
1

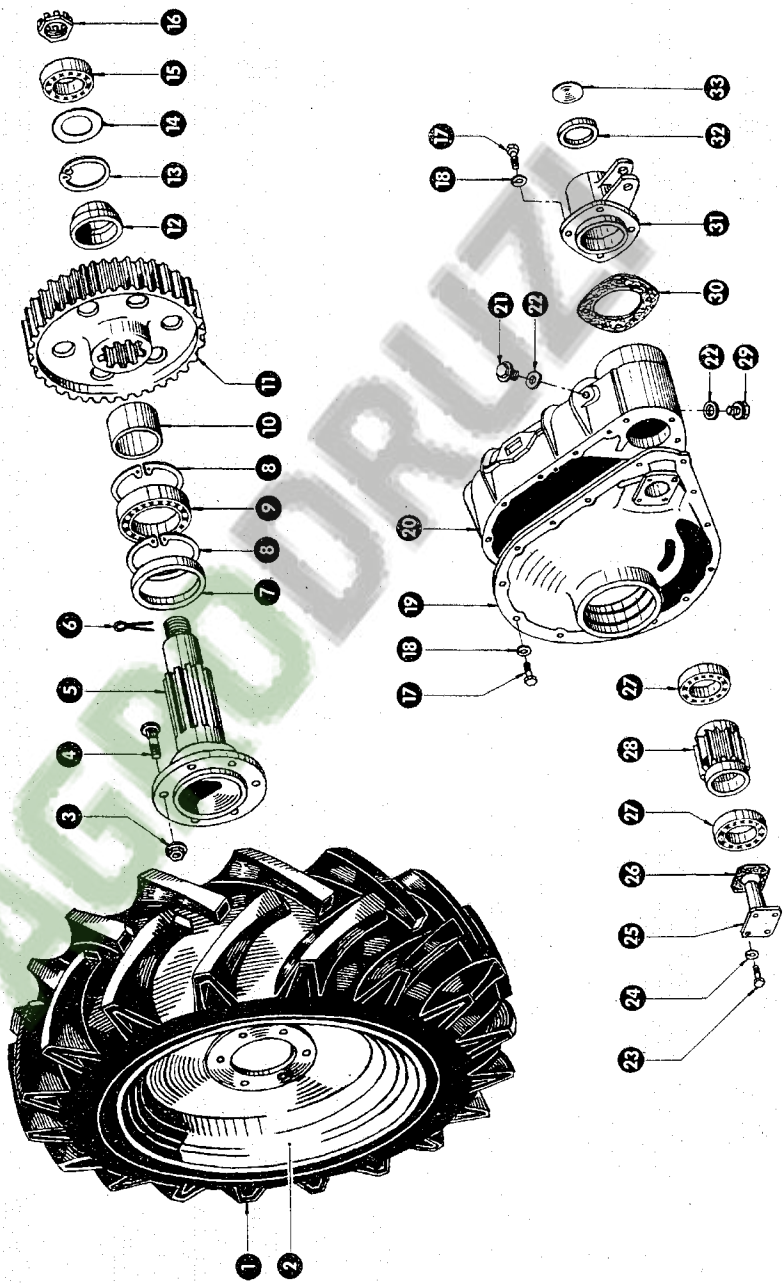
16
15
14
13
12
11
10
8
9
8
7
6
5
4
3
1
2
33
32
17
18
31
30
21
22
24
29
20
19
18
17
27
28
27
26
25
24
23

AGRODRUZI

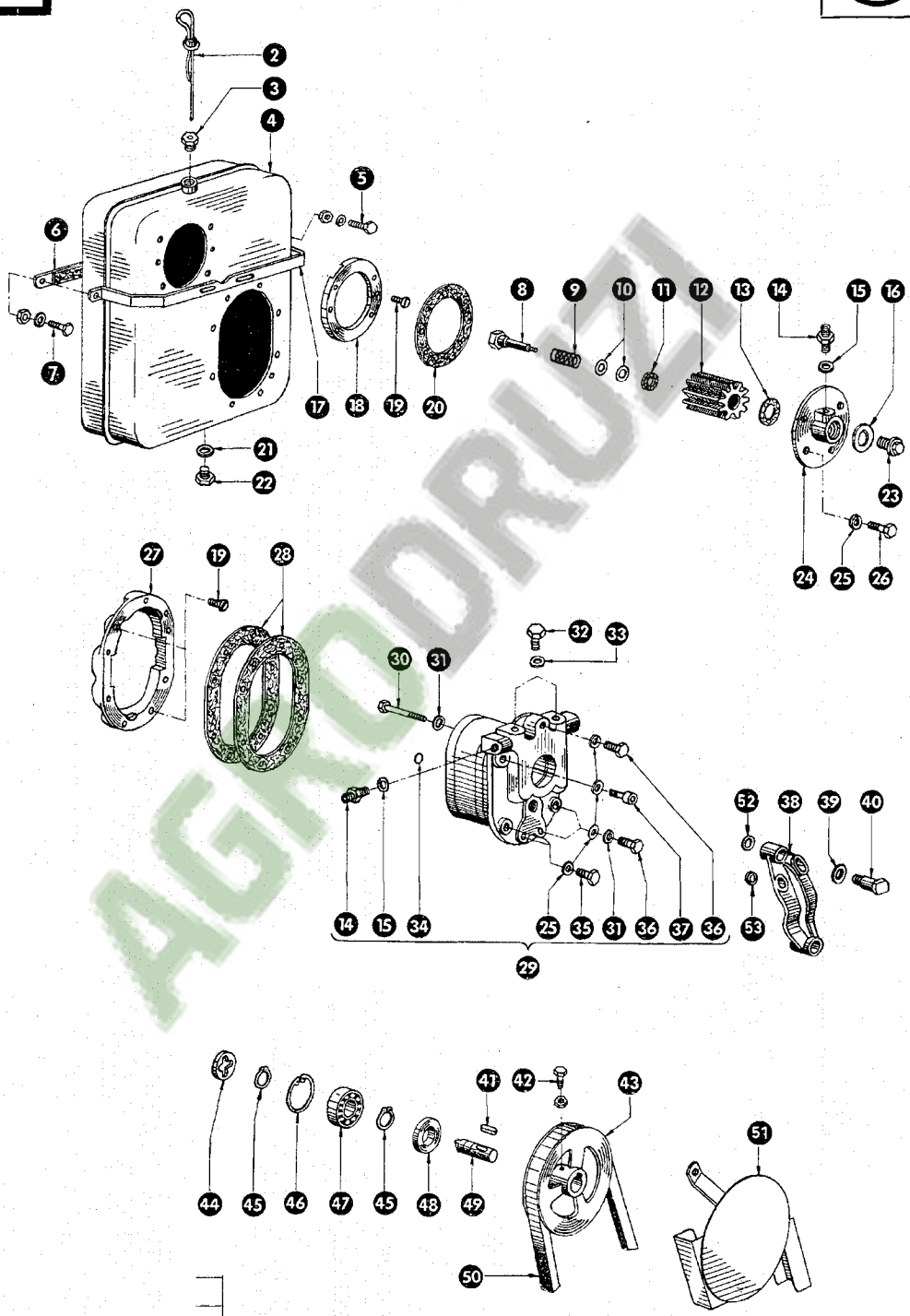
2
3
4
5
6
7
8
9
10
11
12
13
14
15
16
17
18
19
20
21
22
23
24
25
26
27
19
28
32
33
30
31
52
38
39
40
14
15
34
25
35
31
36
37
36
53
29
41
42
43
44
45
46
47
45
48
49
51
50

AGRODRUZI

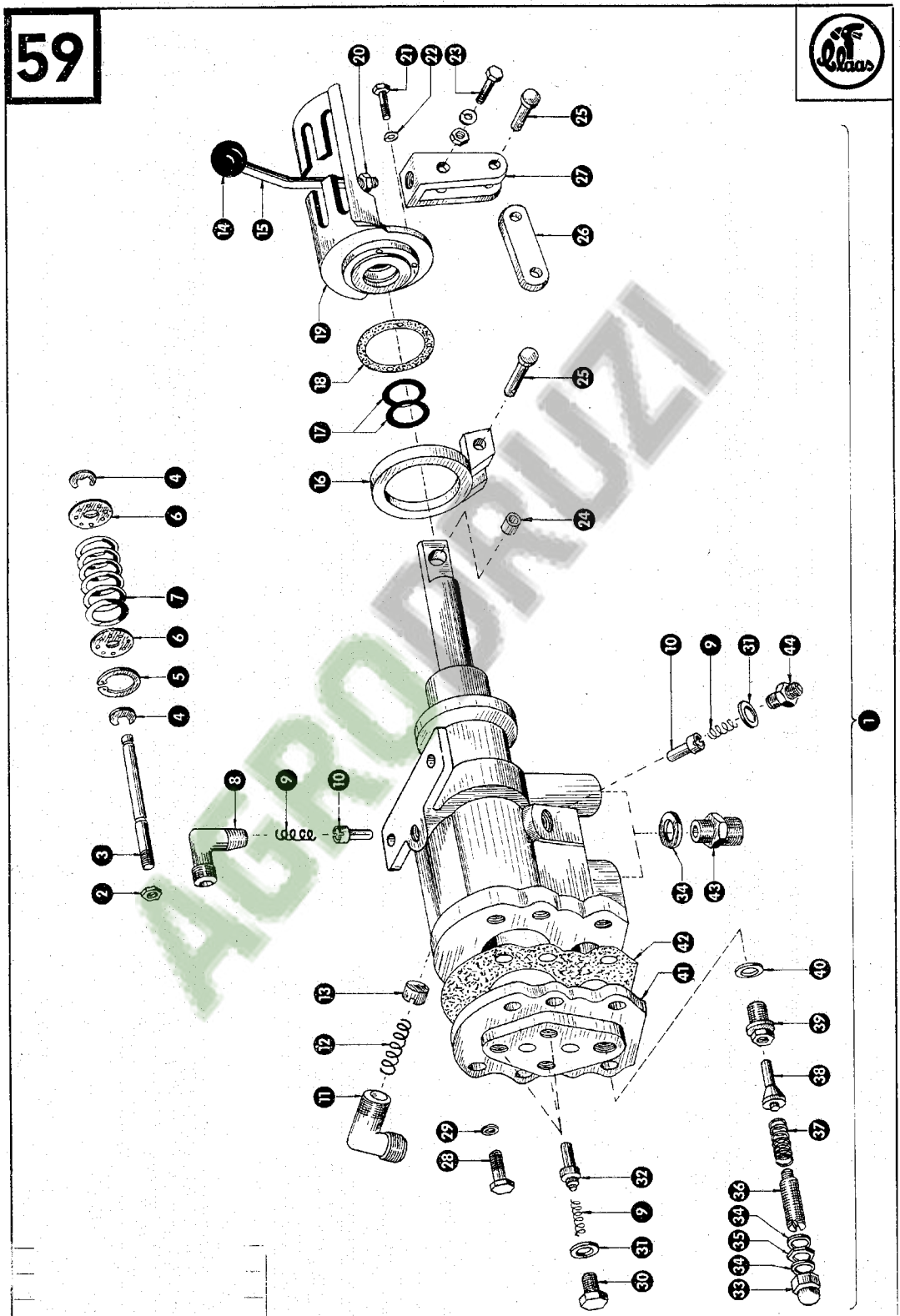
1
2
3
4
5
6
7
8
9
10
11
12
13
14
15
16
17
18
19
20
21
22
23
24
25
26
27
28
29
30
31
32
33
34
35
36
37
38
39
40
41
42
43
44

AGRODRUZI

59A

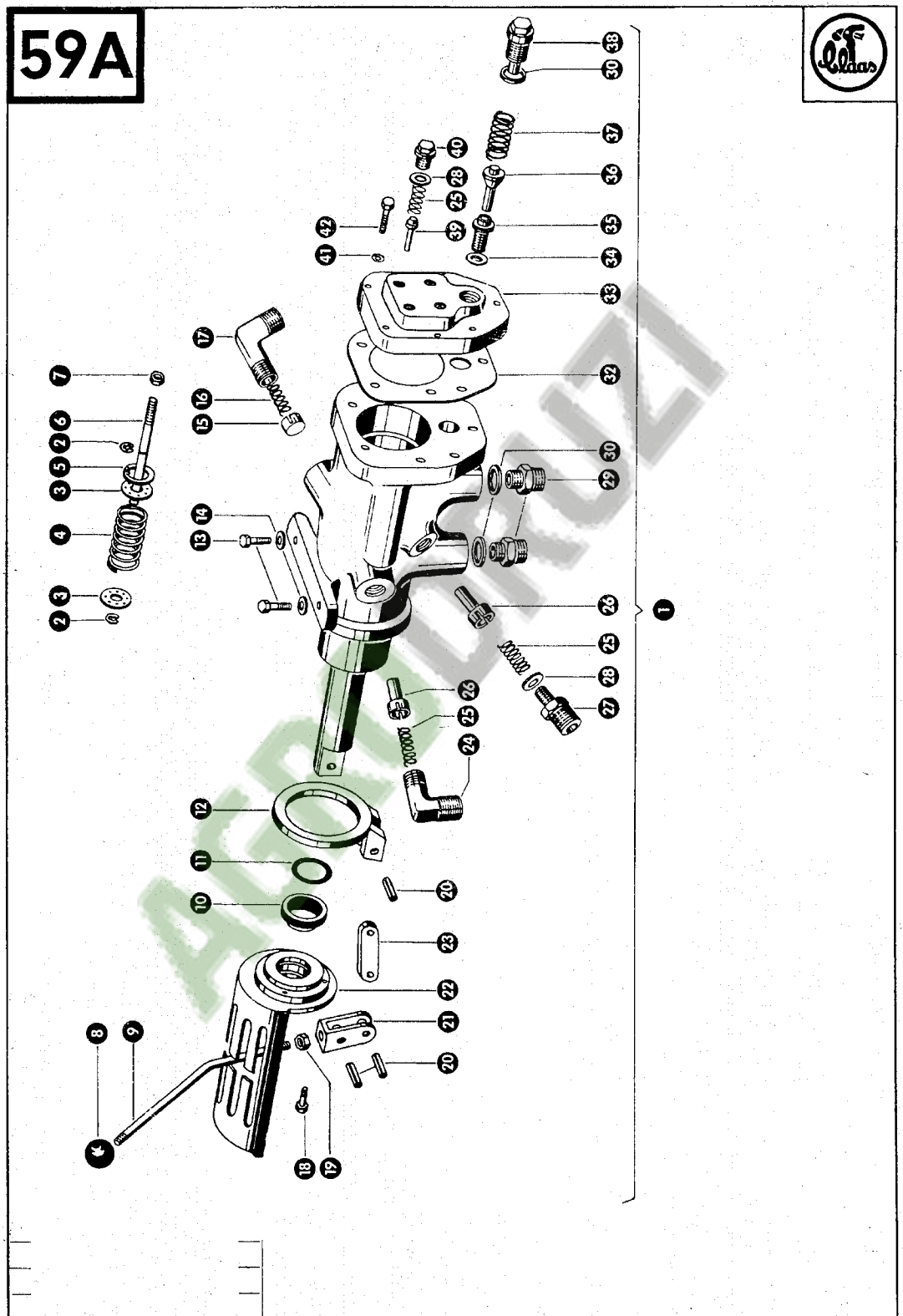

AGROBRUZI

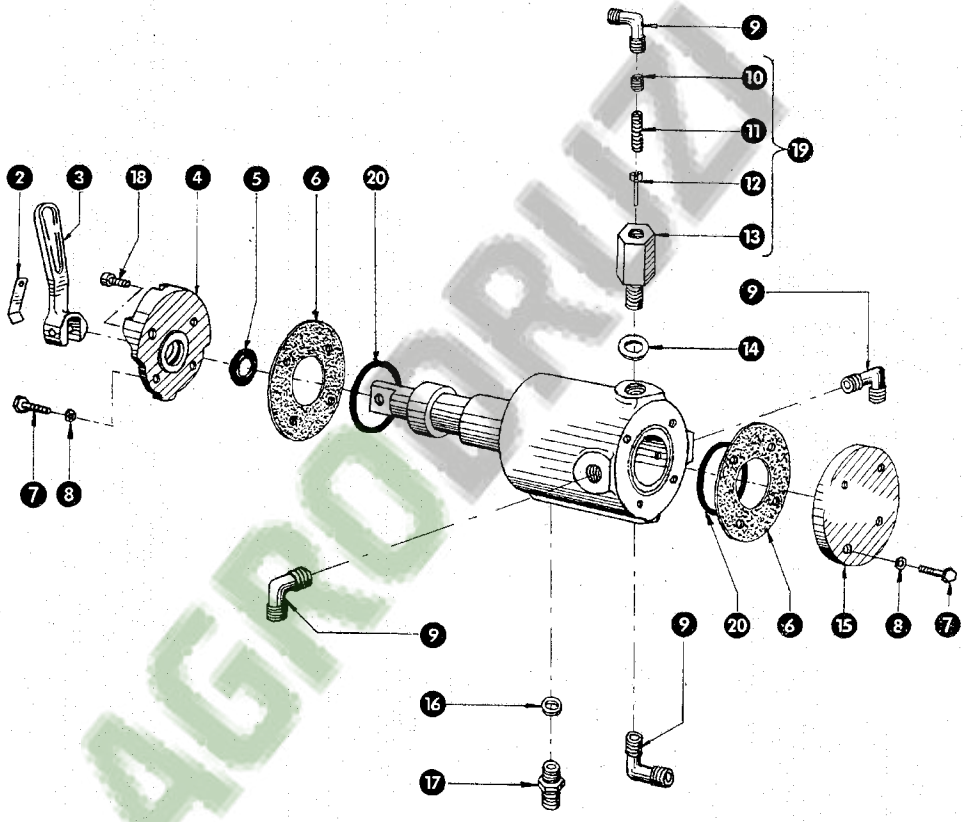

AGRODRUZI

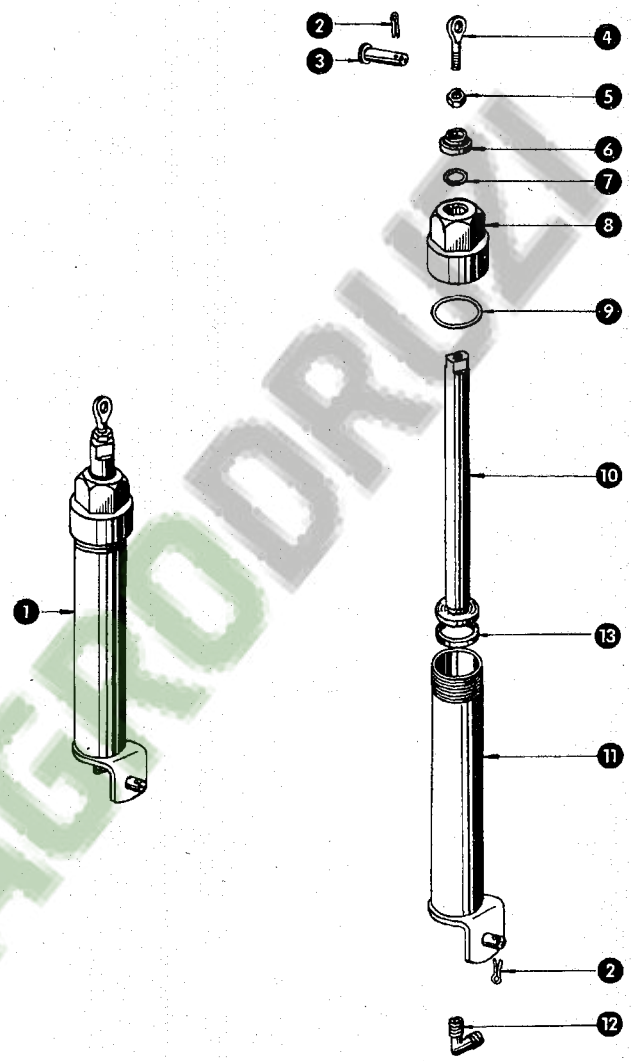

AGRODRIVE

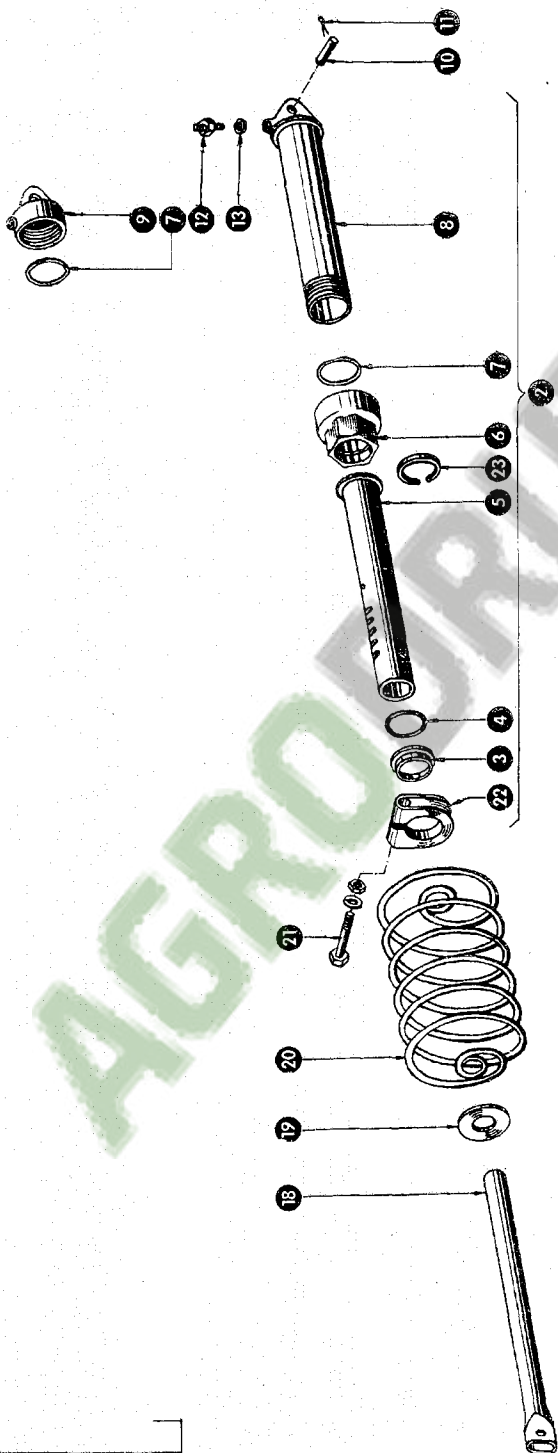

AGRODRUZI

MA-S 540011/62/2

MA-S 540011/62/1

62A

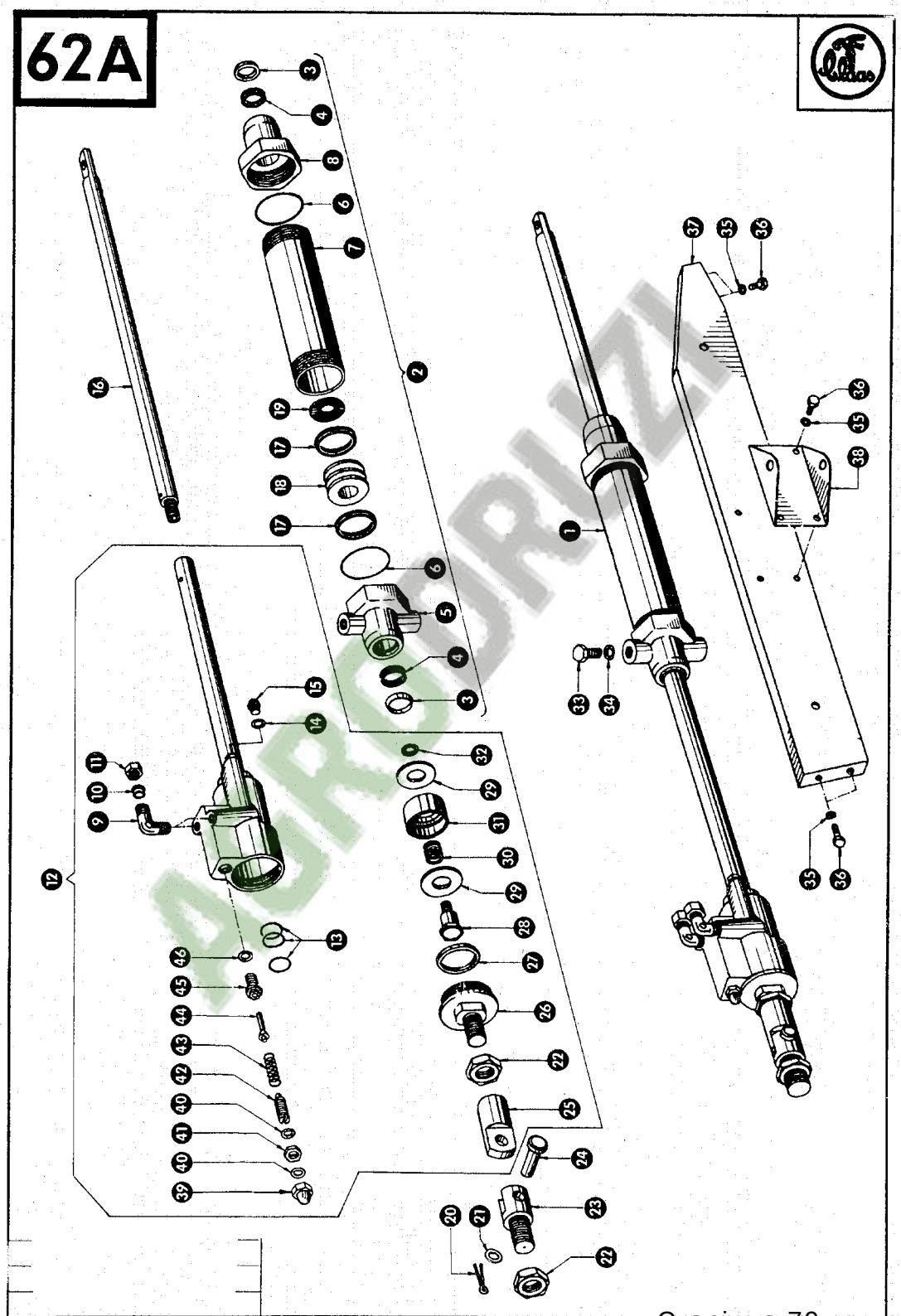

AGROBRIZI

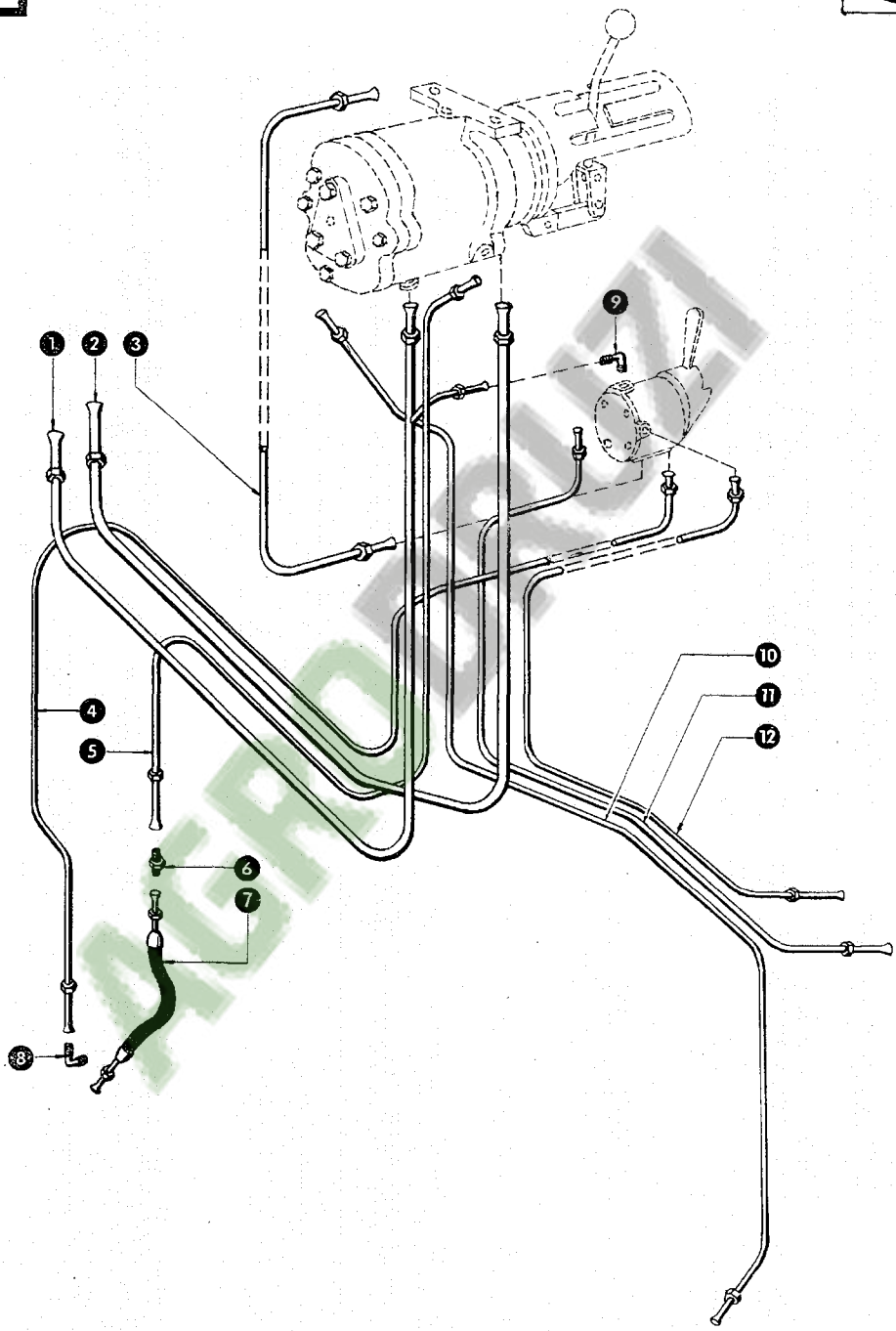

AGROBUZI

63A

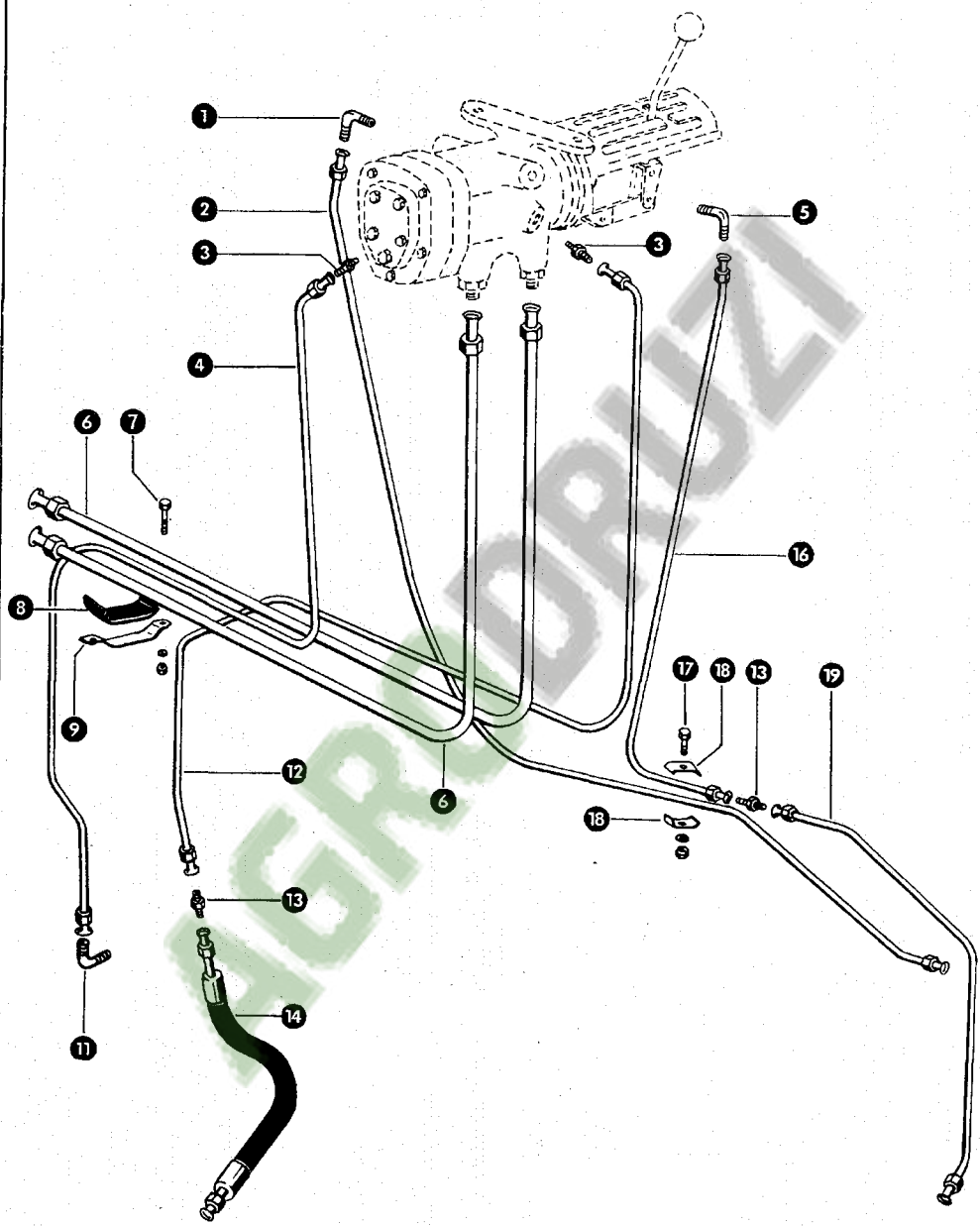

AGRODRUZI

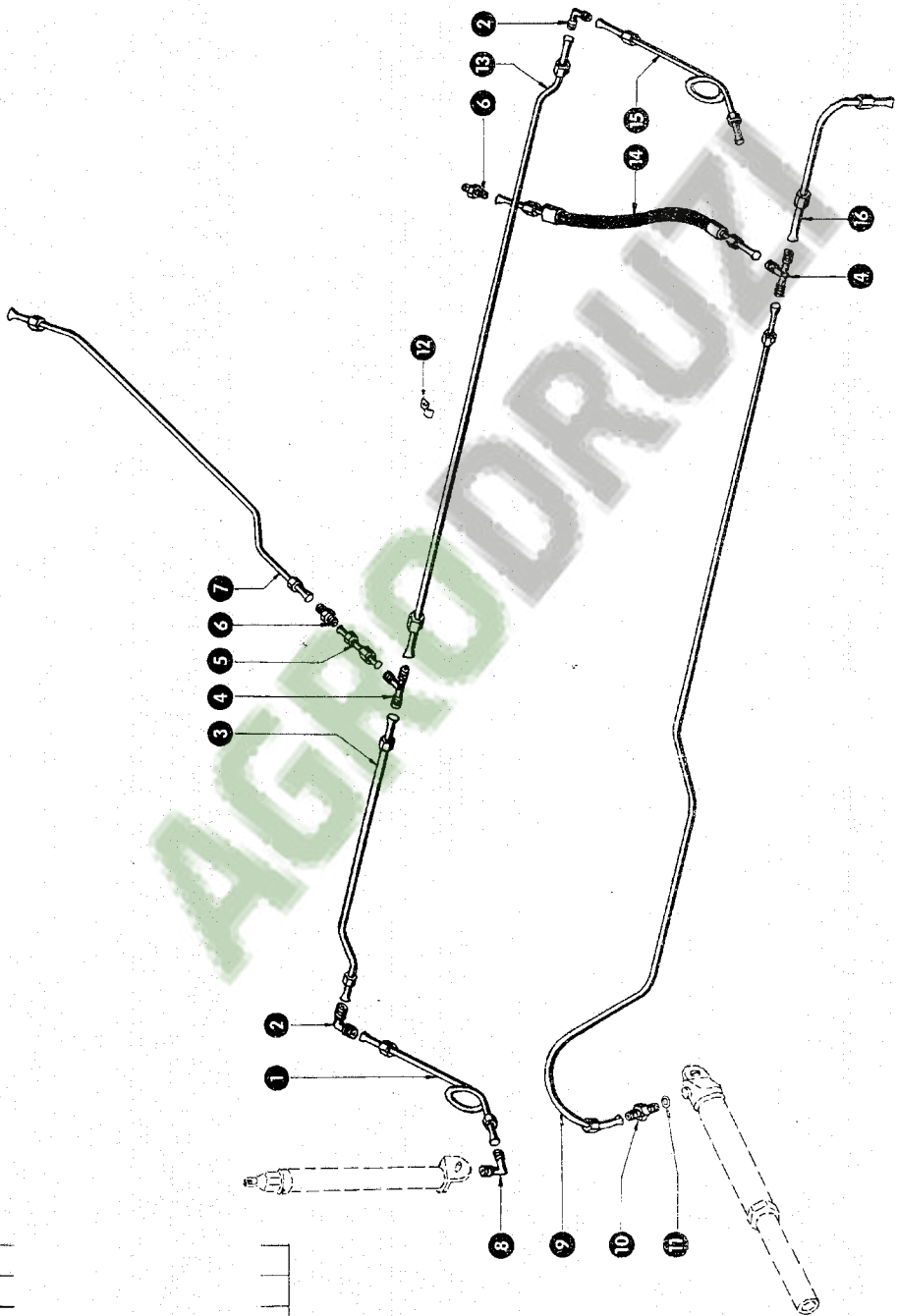

AGRODRUZI

65

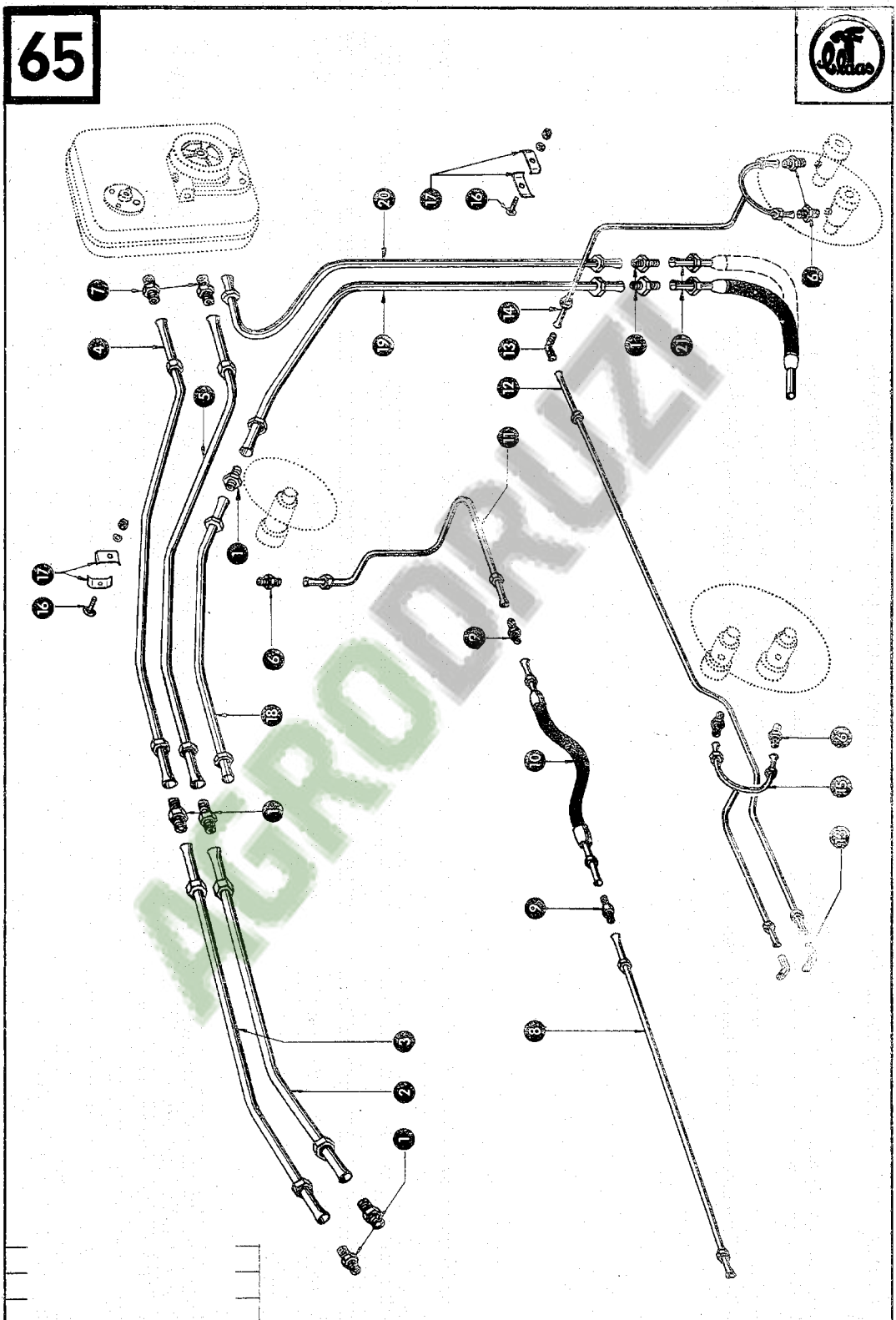

AGRODRUZI

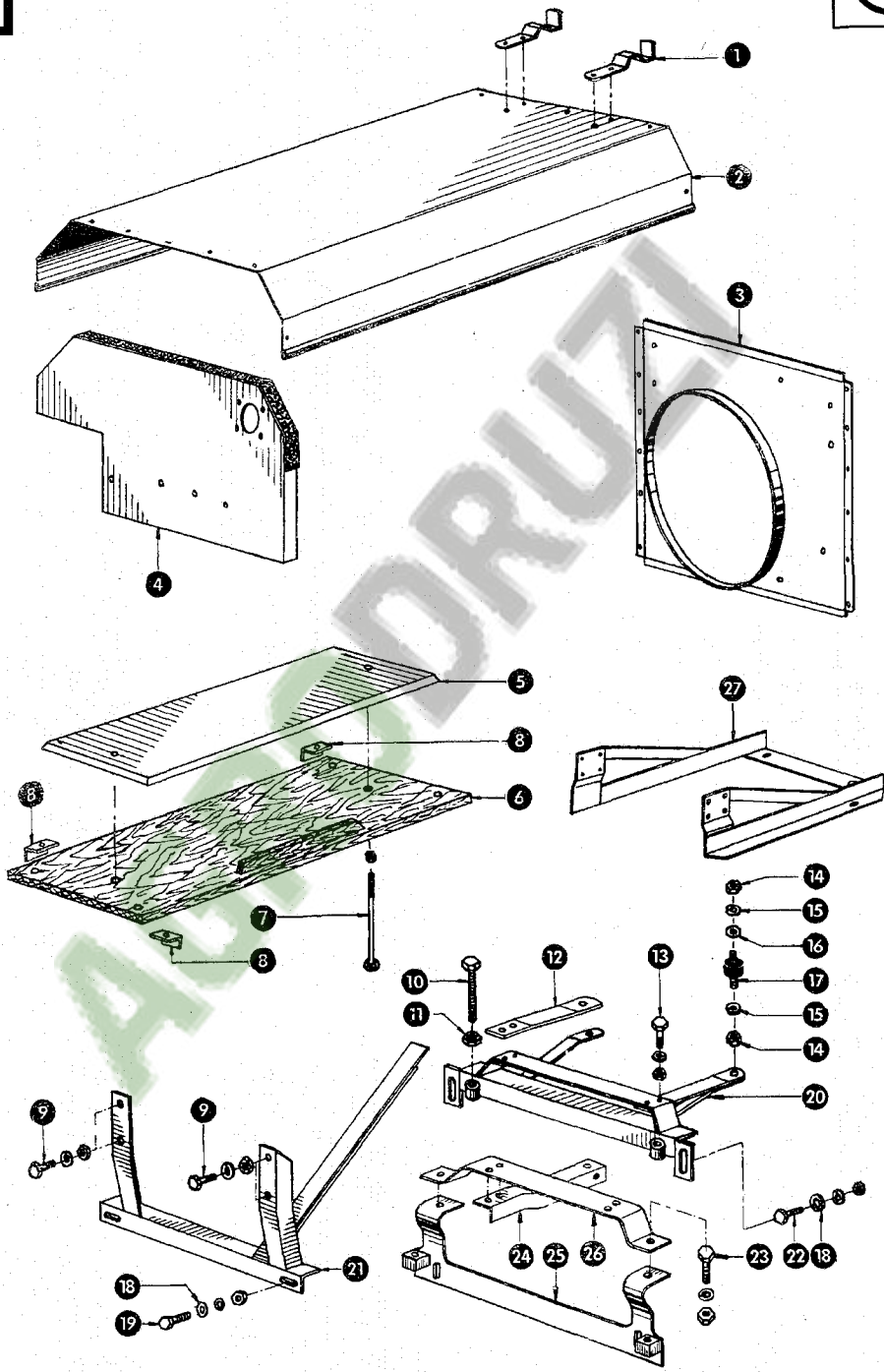
1
2
3
4
5
6
7
8
8
8
9
9
10
11
12
13
14
15
16
17
15
14
20
18
19
21
22
23
24
25
26
27

AGRODRUZI

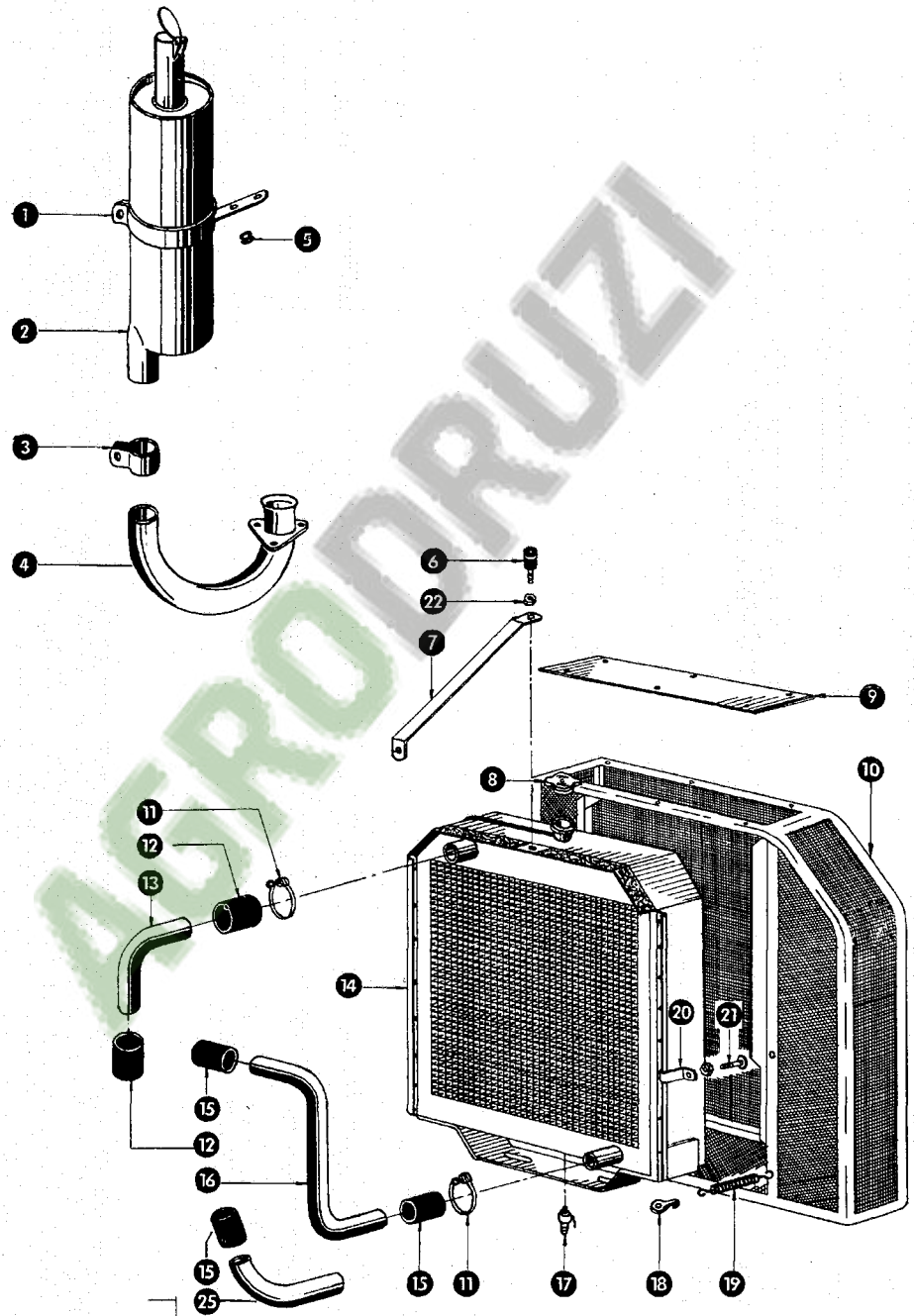

AGRODRUZI

MA-S 540 011/67/1

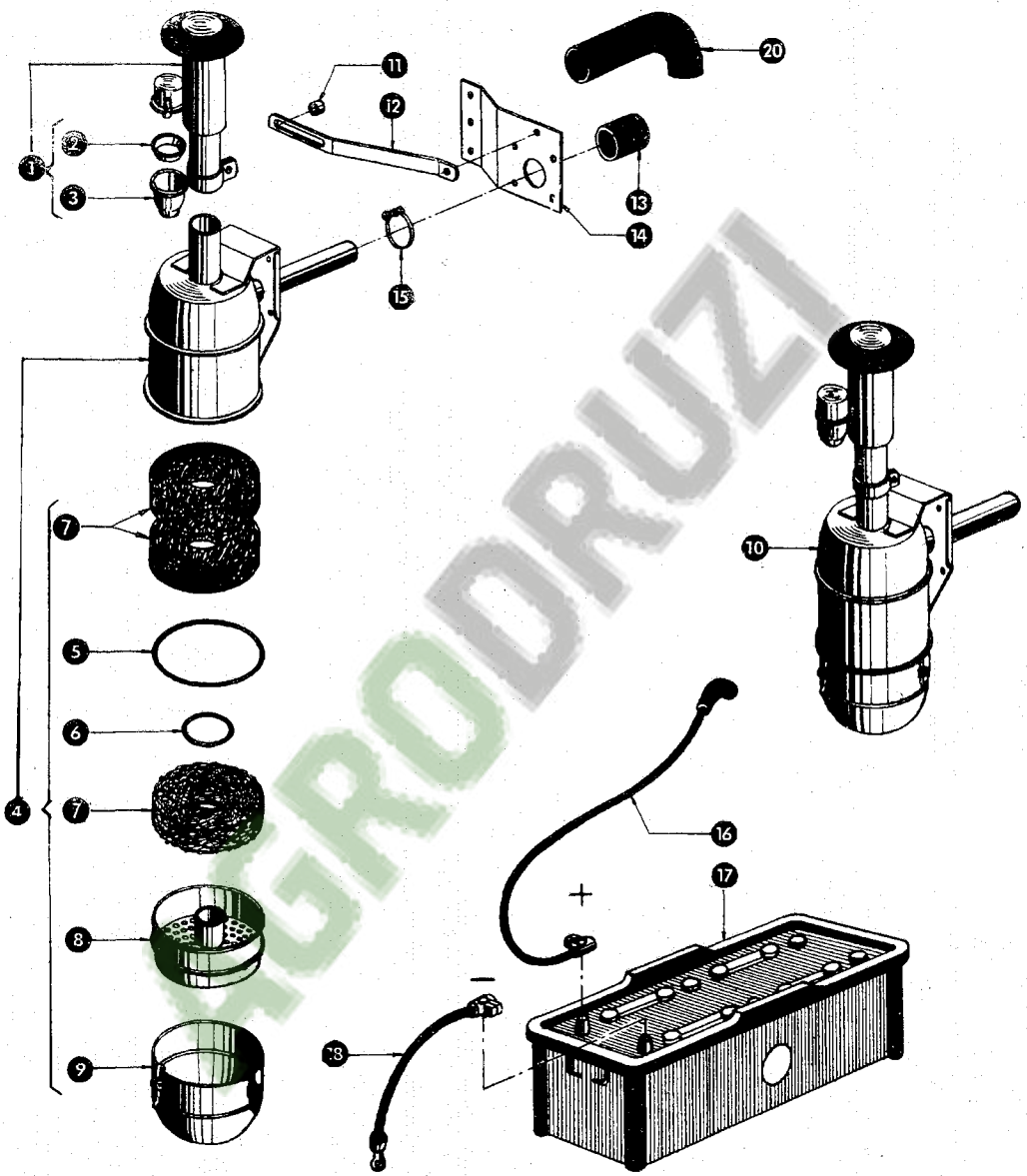

AGRODRUZI

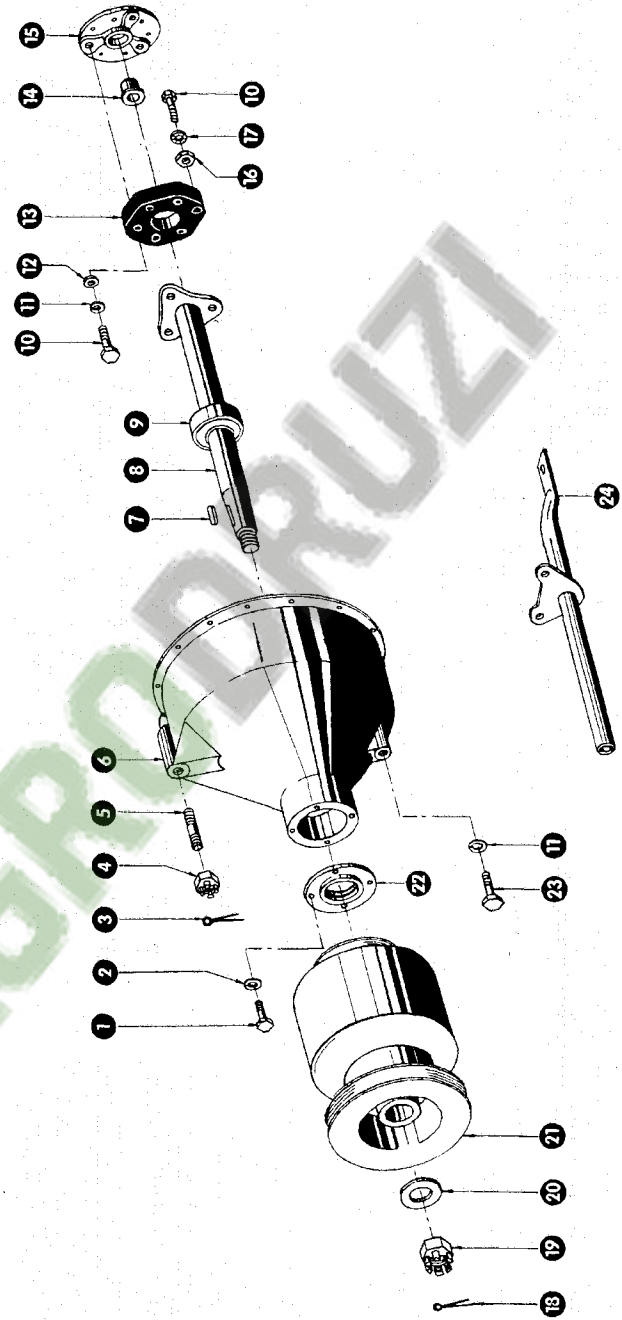

AGRODRUZI

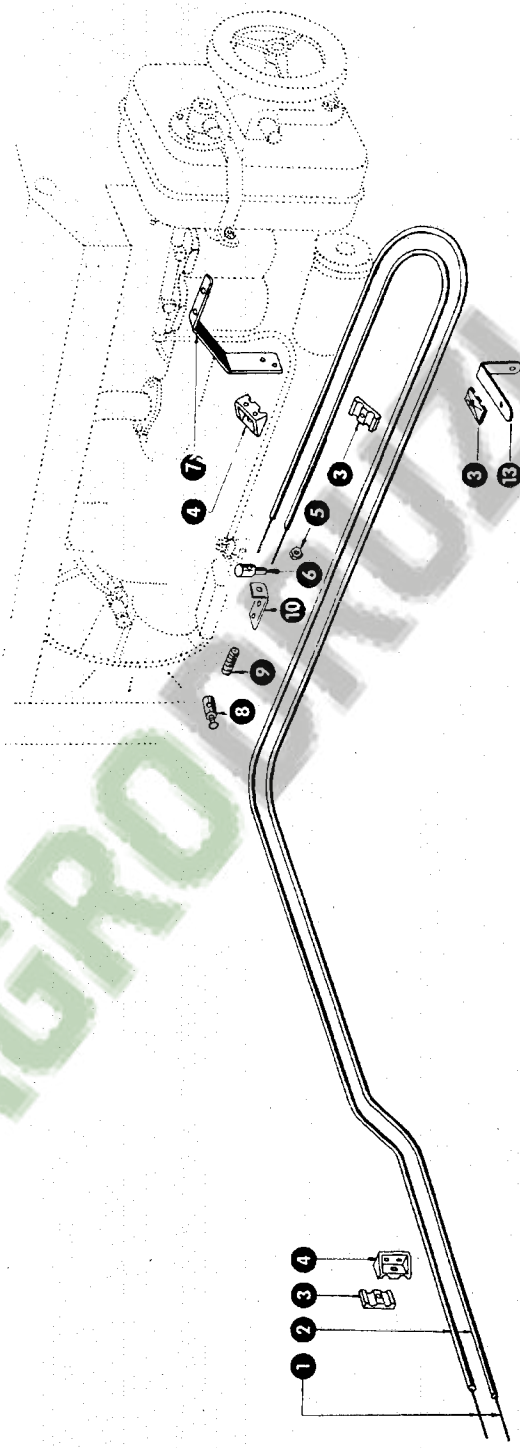

AGRODRUZI

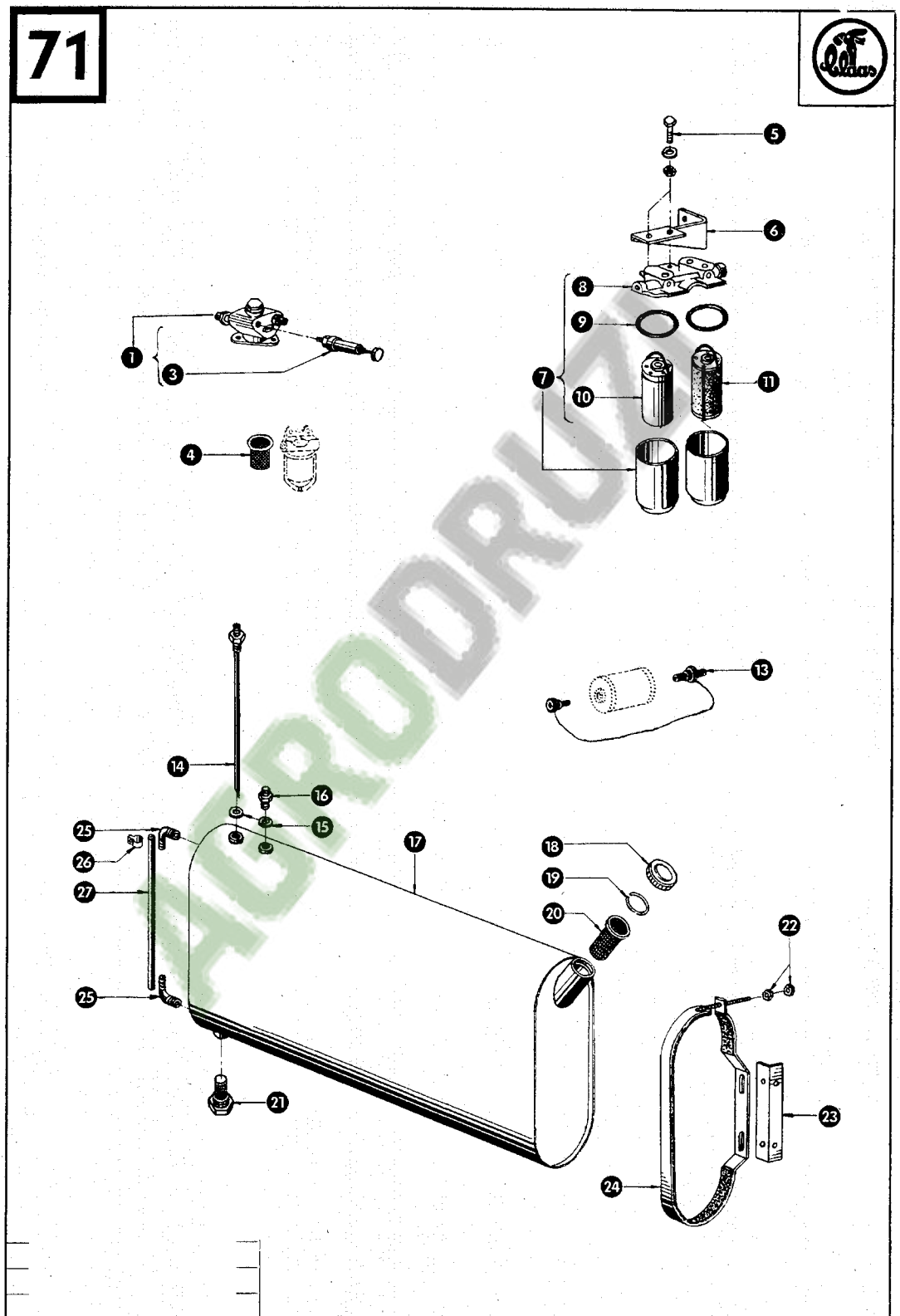

AGRODRUZ

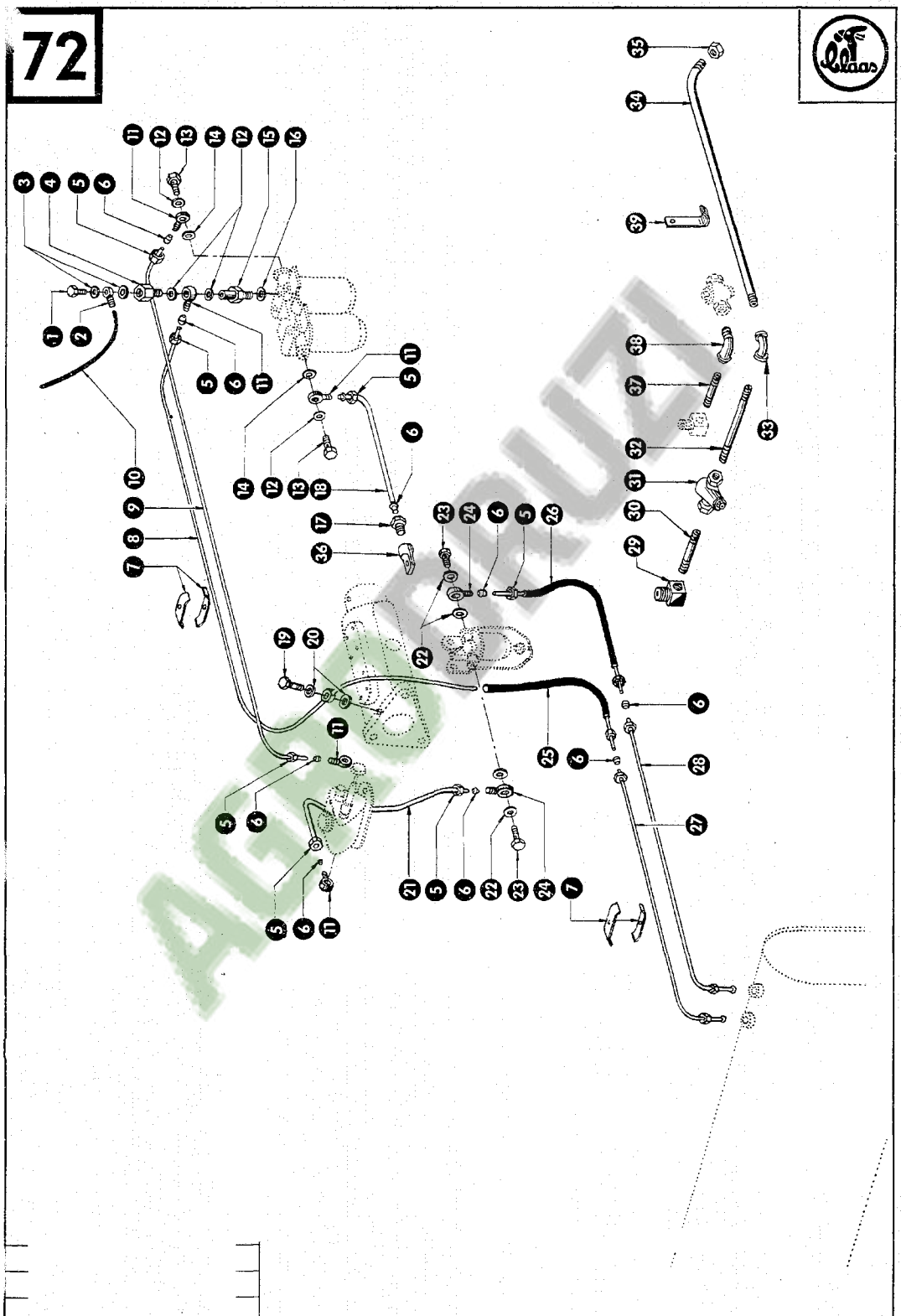

AGROBRUZI

72A

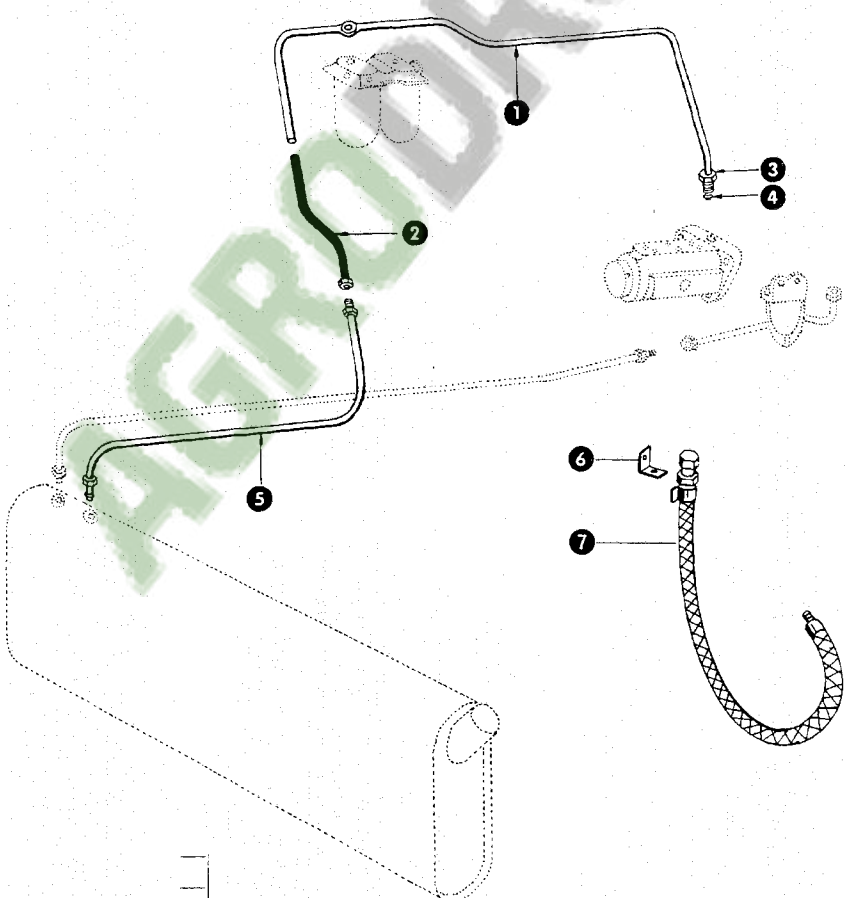

AGRODRUZI

72B

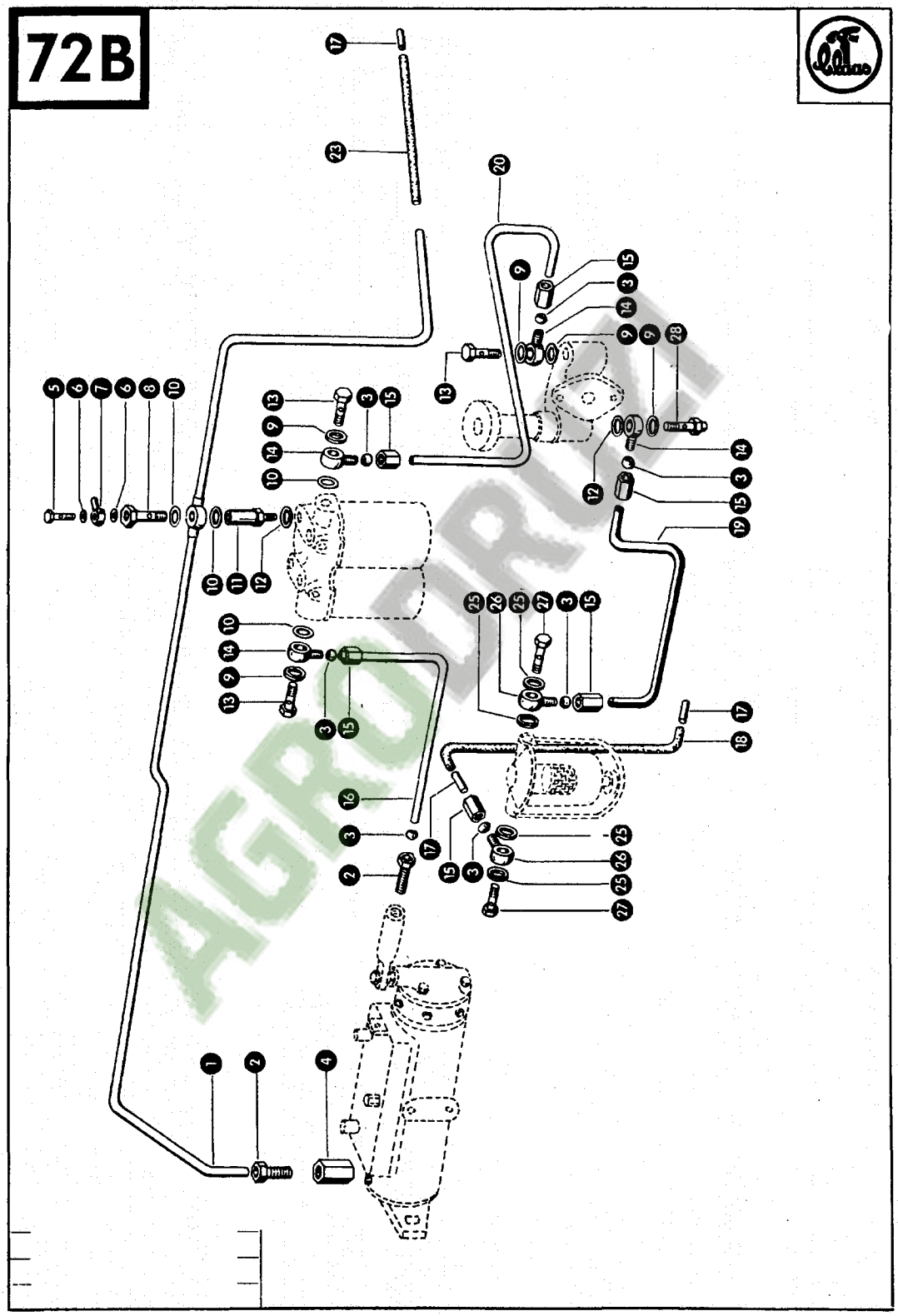

AGRODRIVE

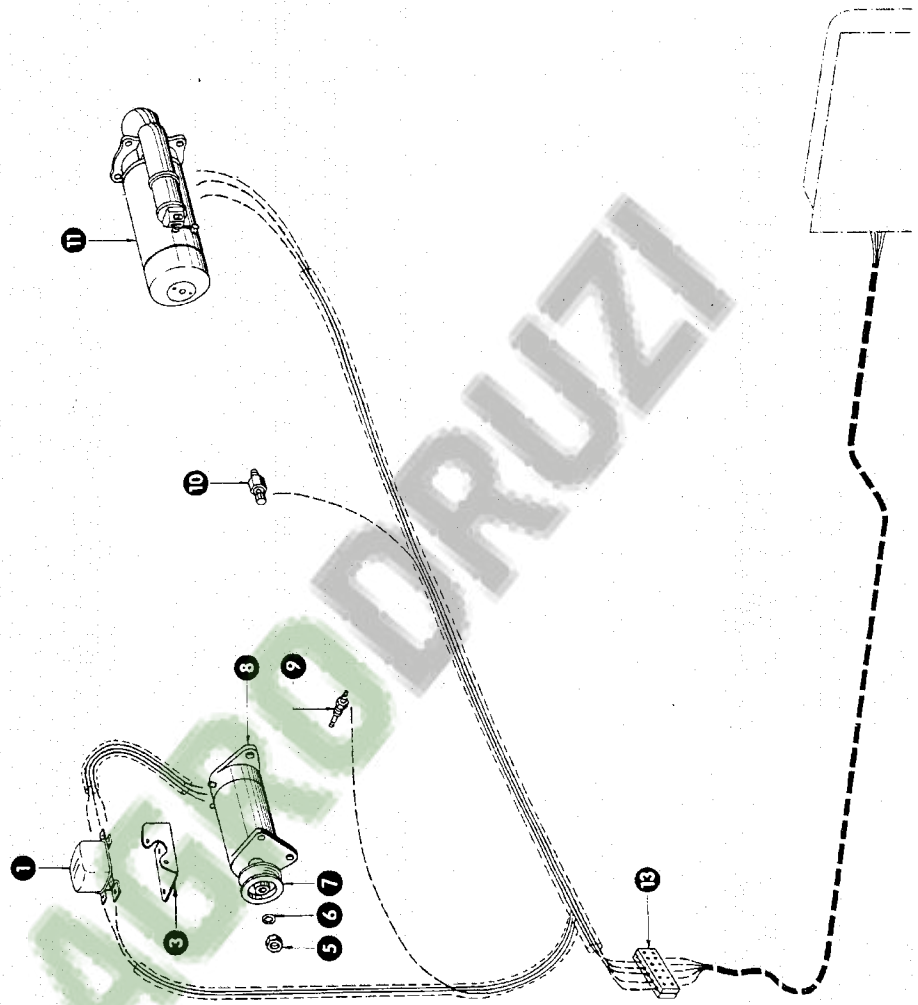

AGRODRUZI

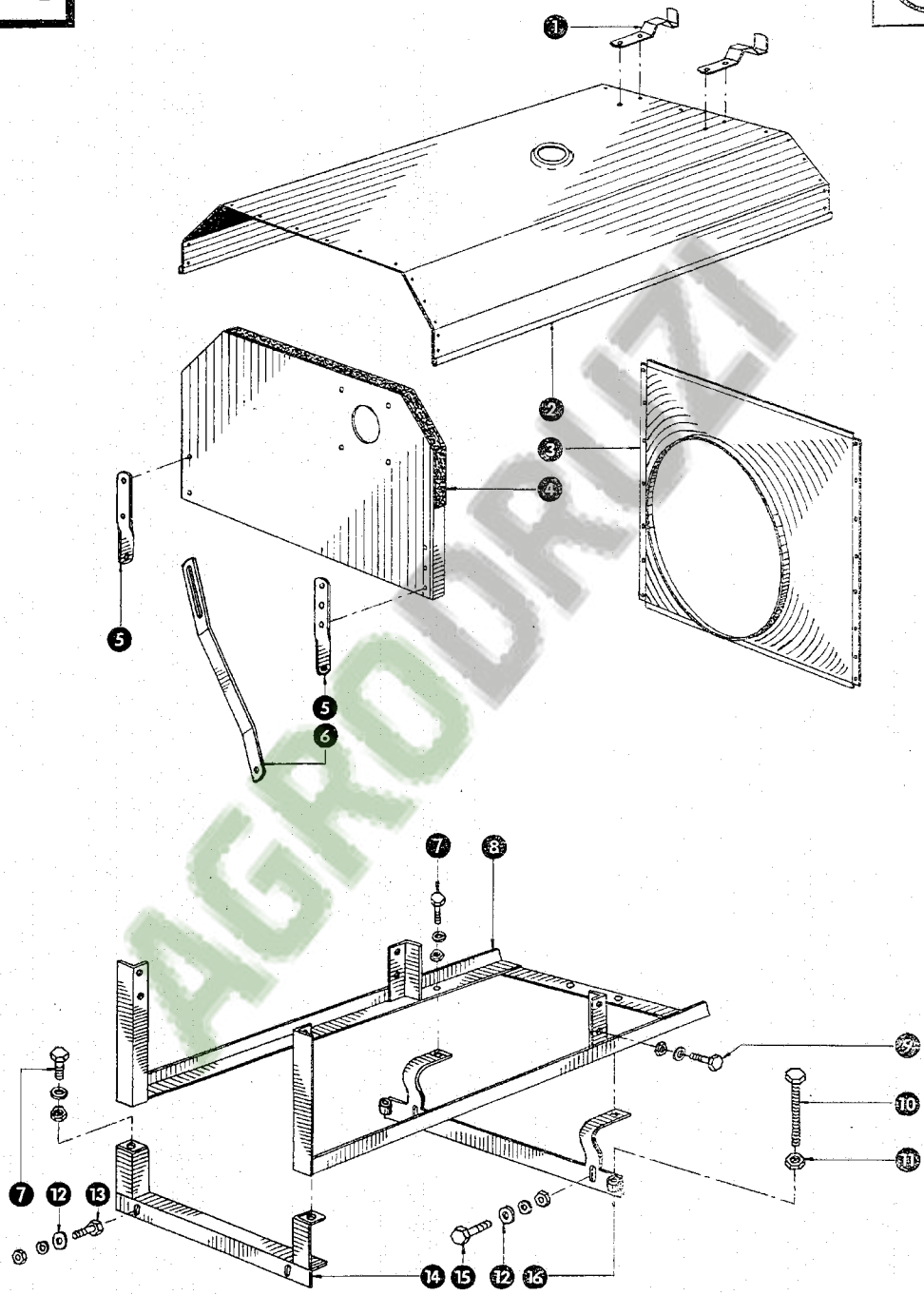

AGRODRUZI

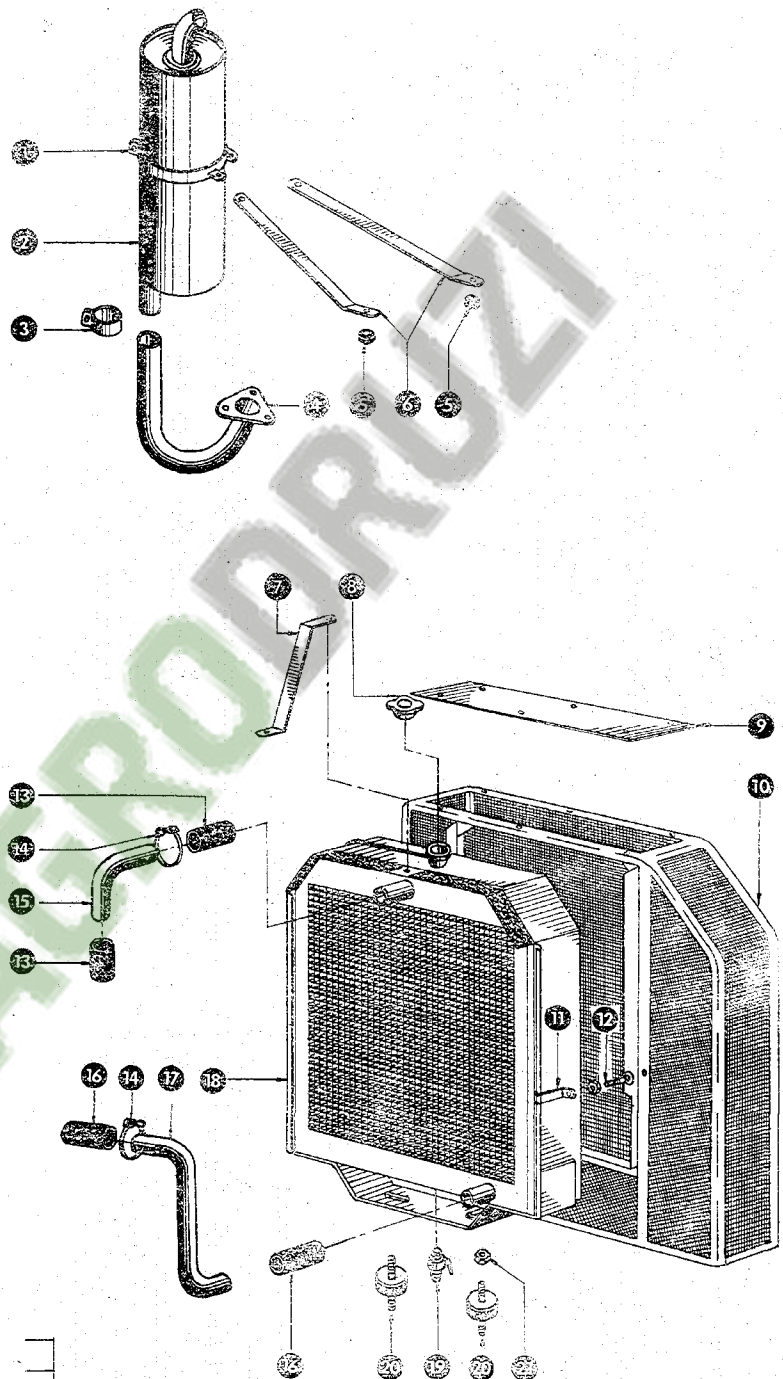

AGRODRUZI

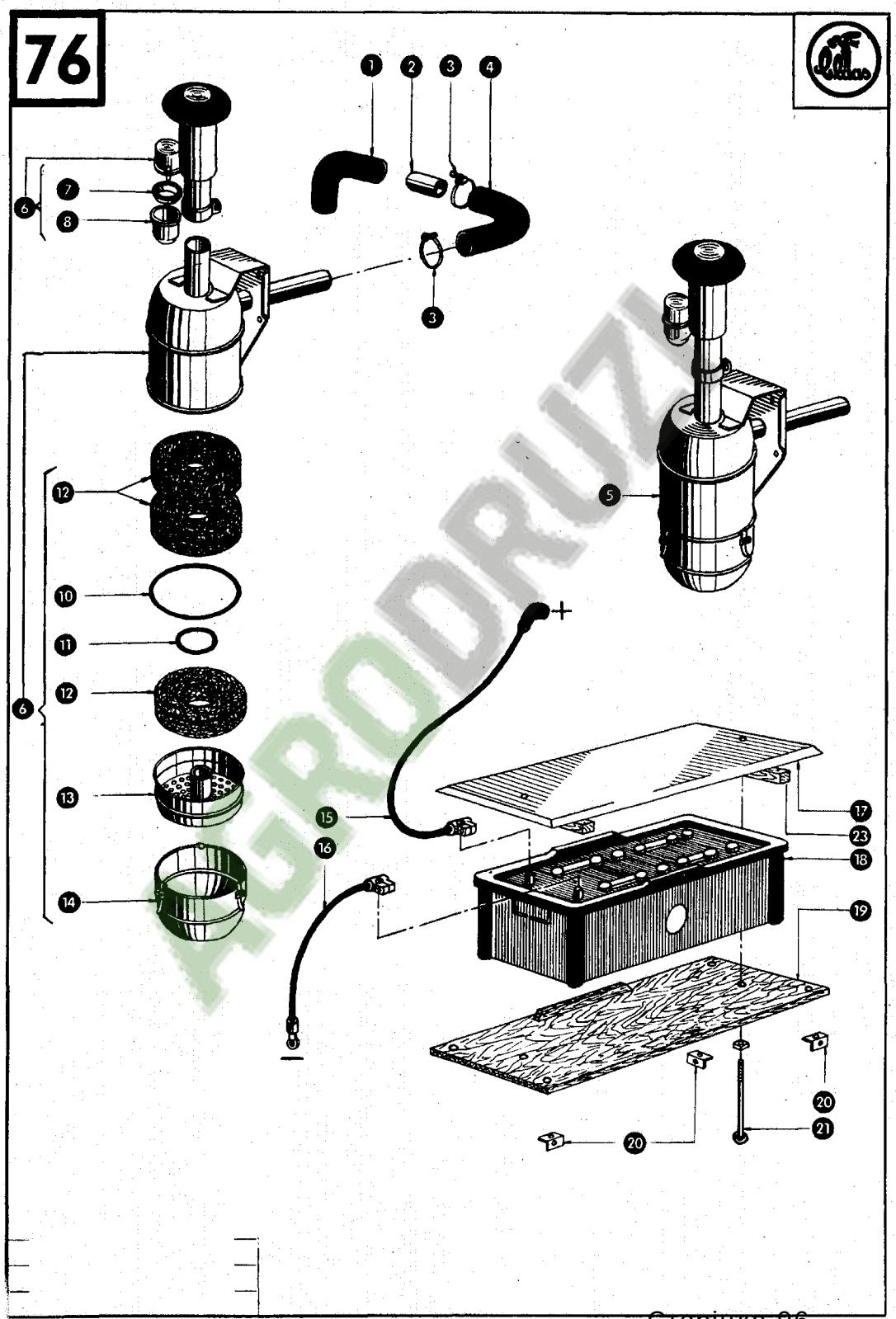

AGRODRUZI

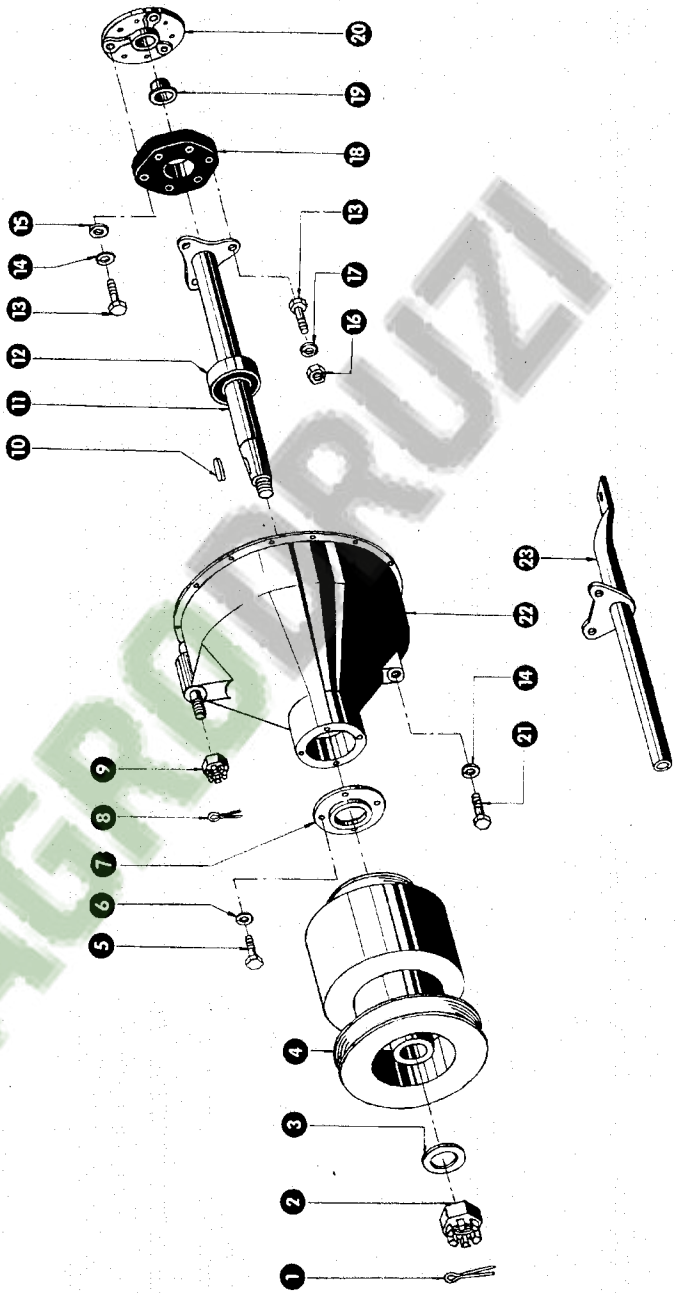

AGRODRUZI

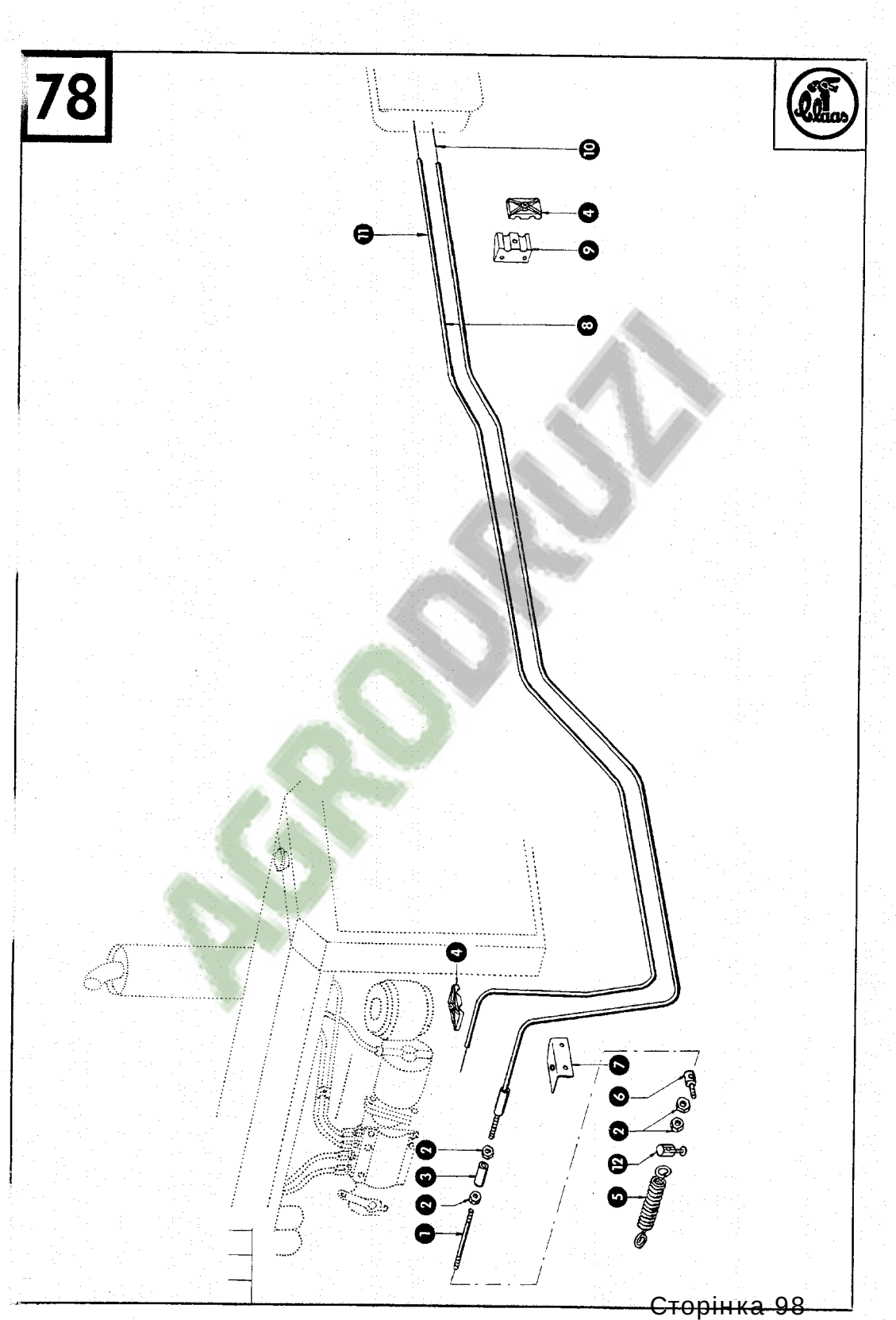

AGRODRUZI

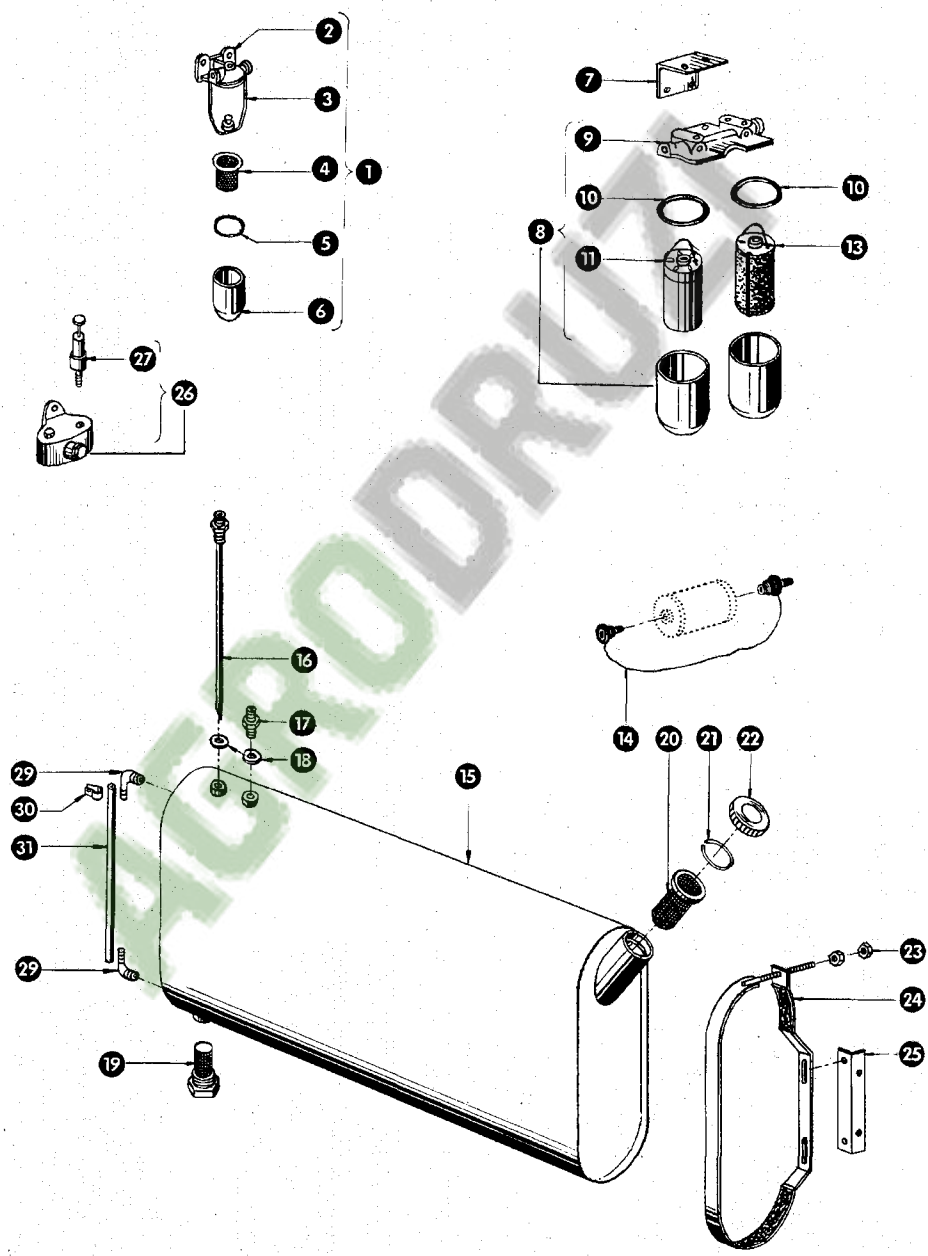
2
3
4
1
5
6
7
9
10
10
8
11
13
27
26
16
17
18
14
20
21
22
29
30
31
15
29
23
24
25
19

AGRODRUK

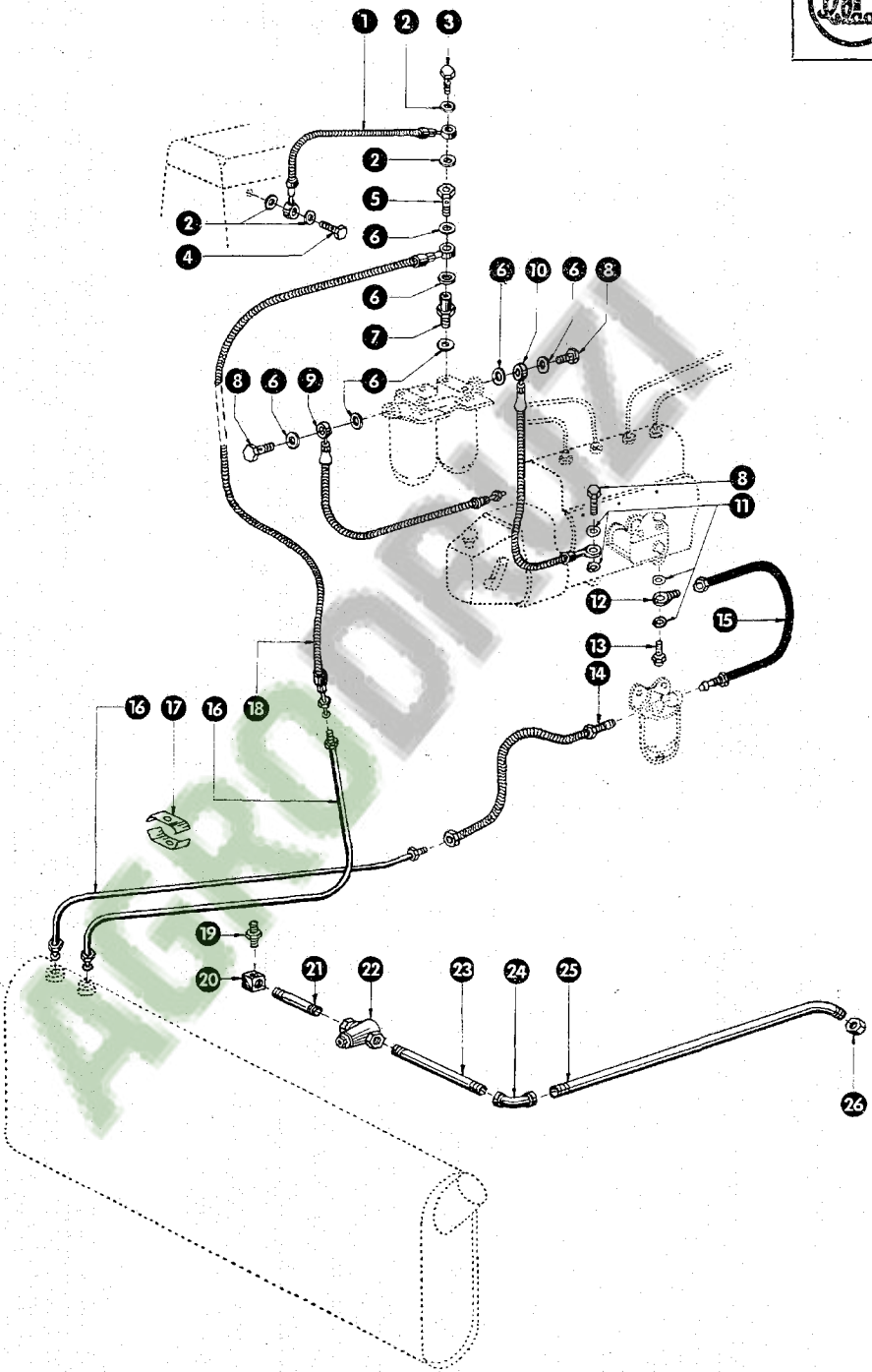
1
2
3
2
5
2
6
4
6
6
10
6
8
7
8
6
9
6
8
11
12
15
13
14
16
17
16
18
19
20
21
22
23
24
25
26

AGRODRIVE

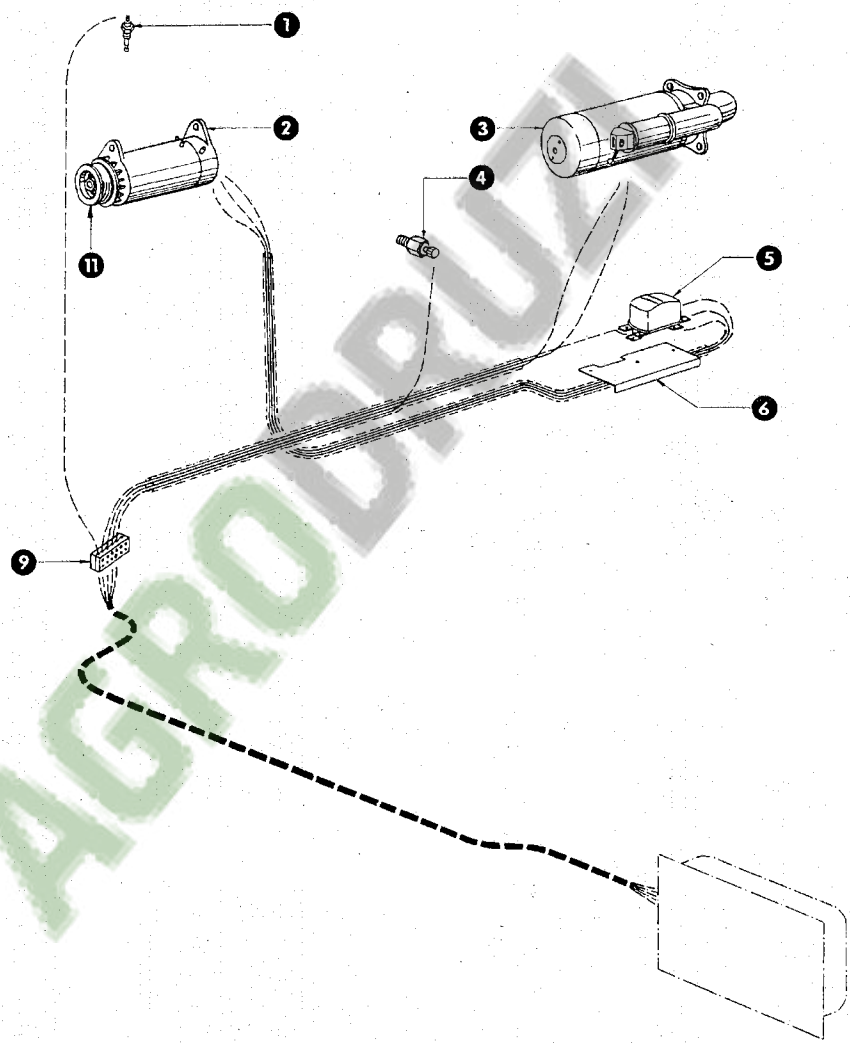

AGRODRUZI

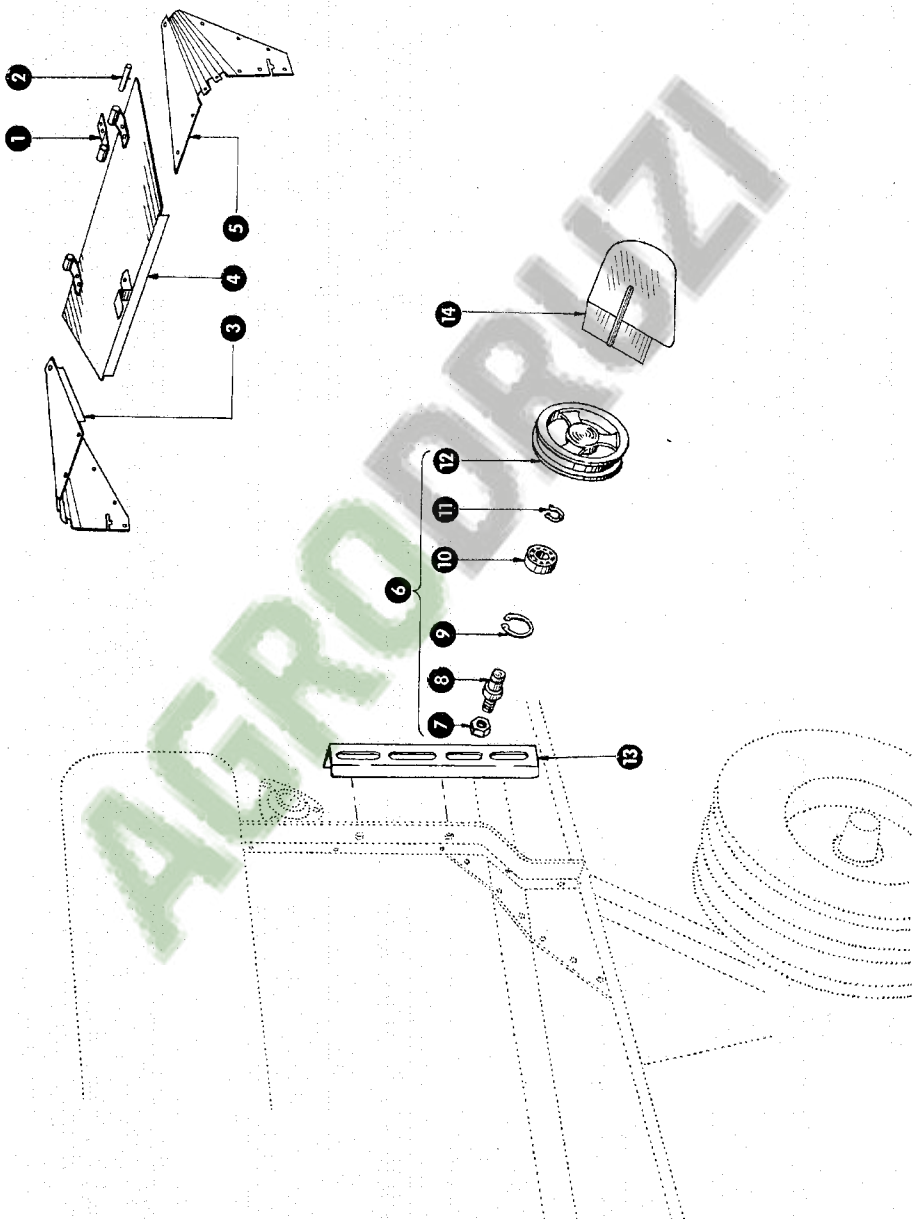

AGRODRUZI

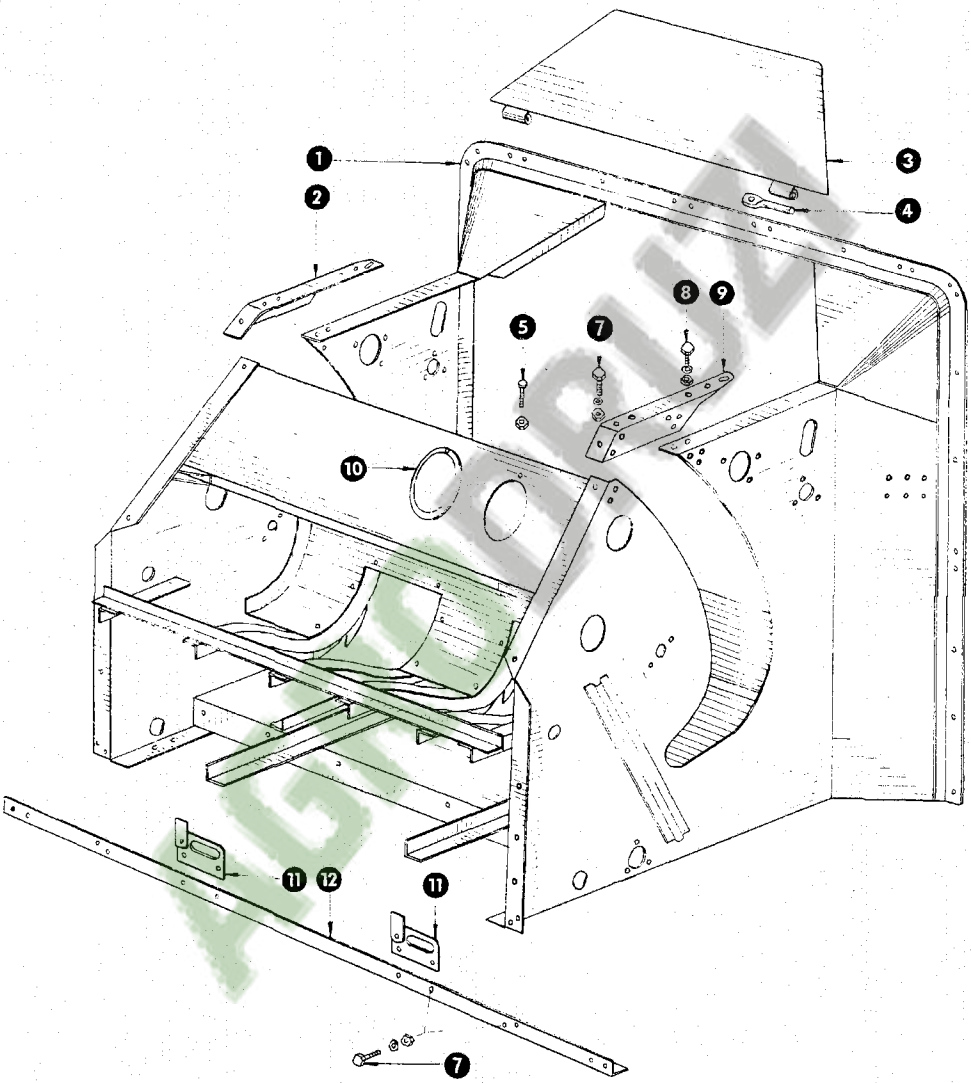

AGROBUZ

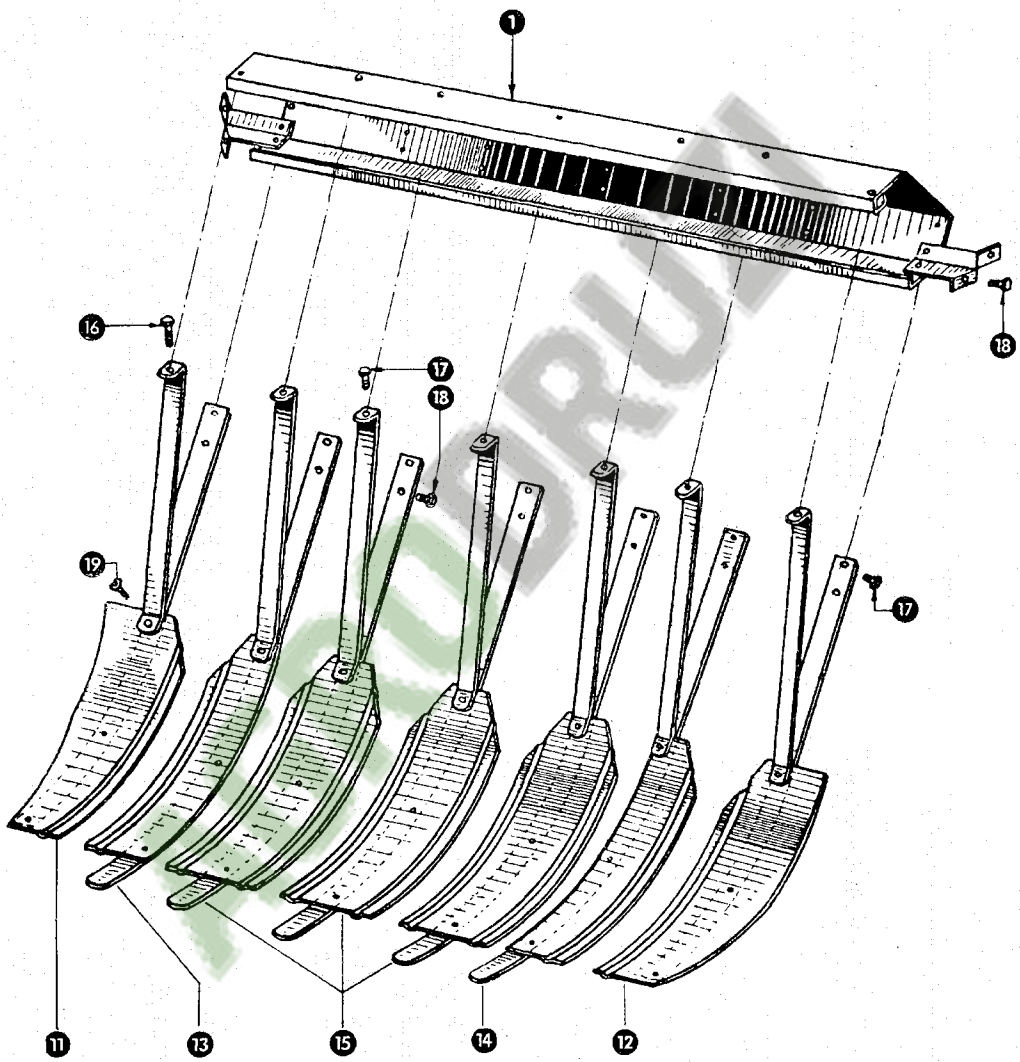
1
16
17
18
18
19
17
11
13
15
14
12

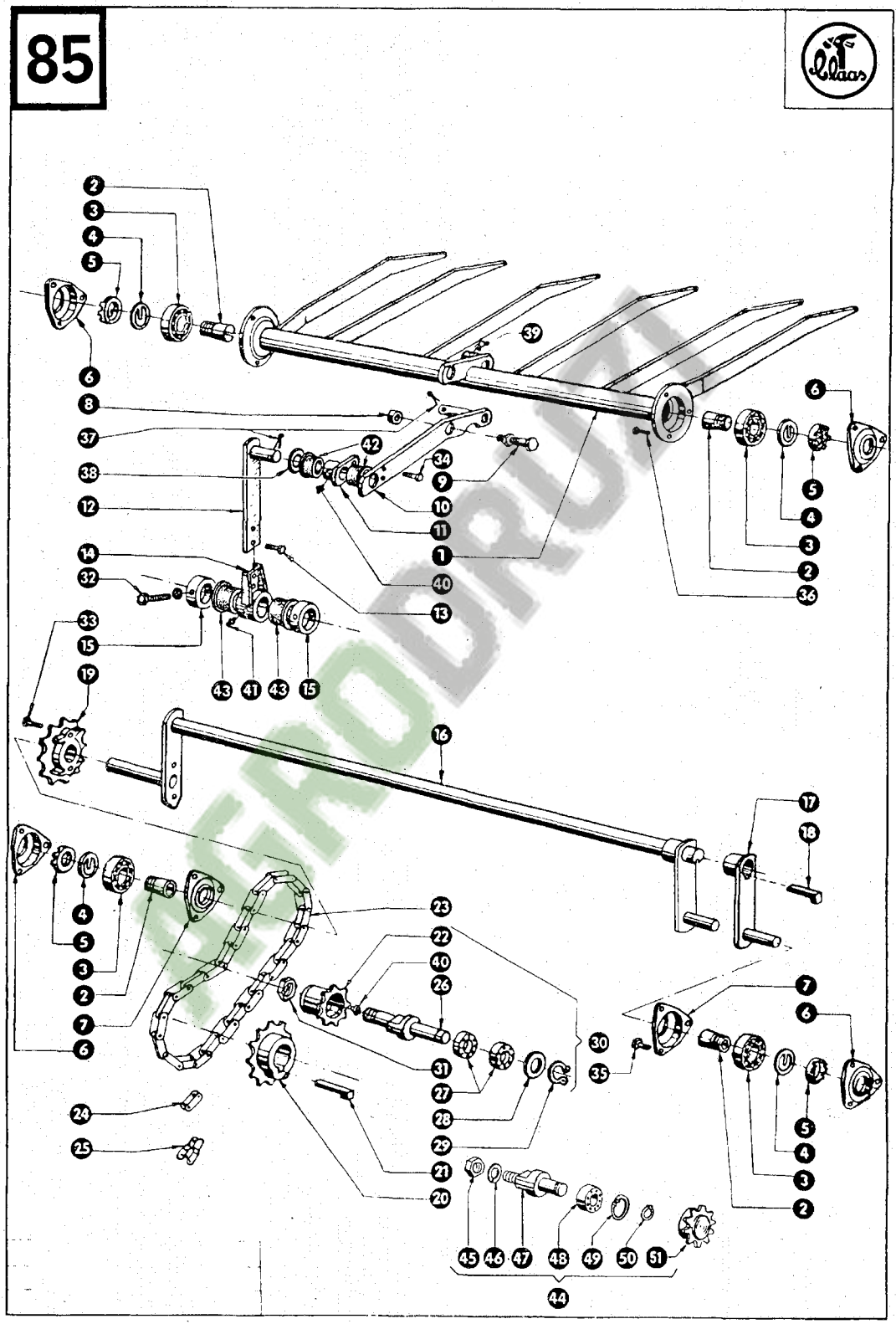
2
3
4
5
6
39
8
37
42
34
38
9
10
12
11
1
14
40
32
13
33
15
19
43
41
43
15
16
17
18
4
5
3
2
7
6
23
22
40
26
31
27
28
29
30
35
24
25
21
20
7
6
5
4
3
2
45
46
47
48
49
50
51
44

AGRODRUM

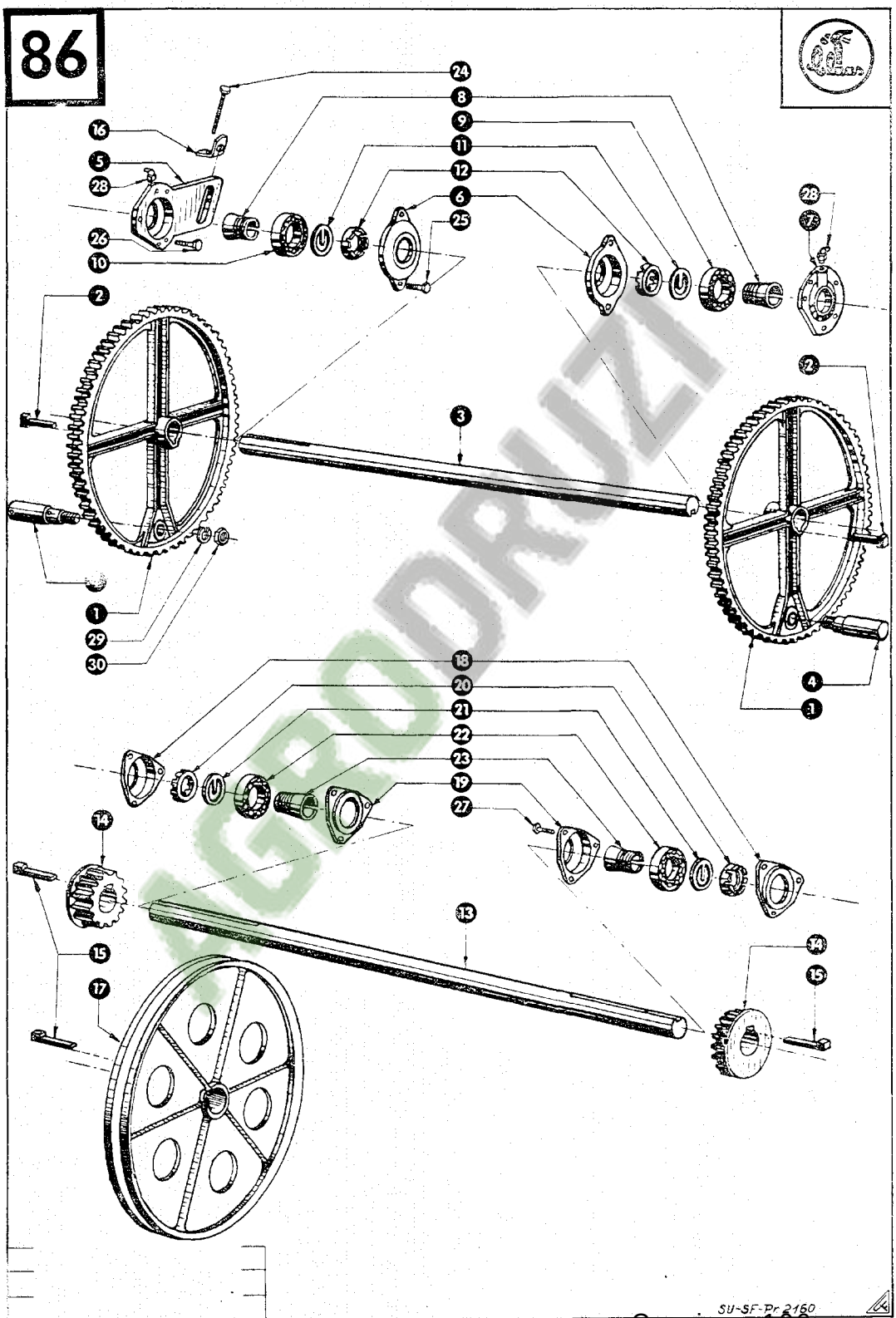
24
8
9
16
11
5
12
28
6
25
26
10
28
7
2
2
3
1
29
30
18
20
4
1
21
22
23
19
27
14
13
15
17
14
15

AGRODRUZI

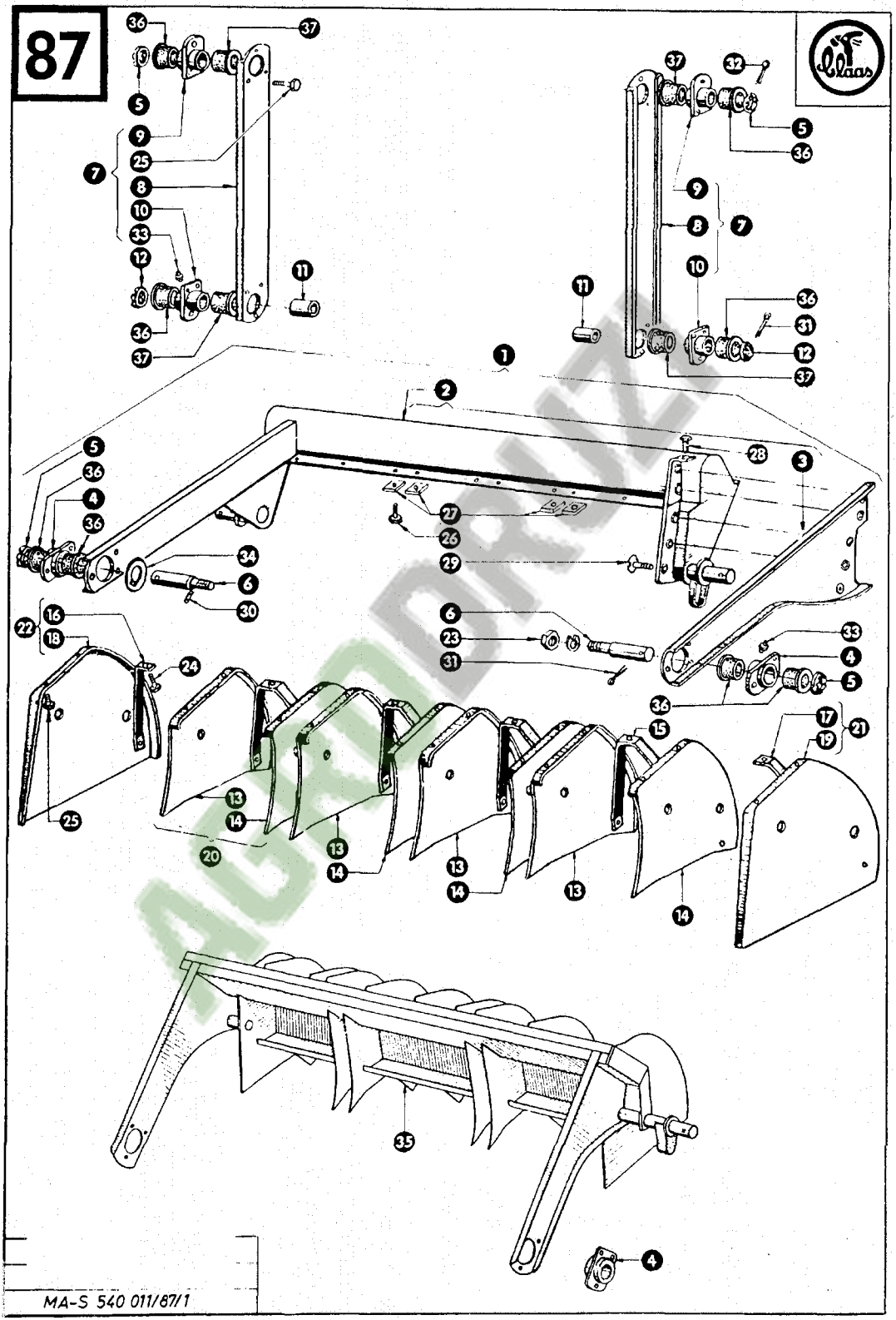
87
MA-S 540 011/87/1

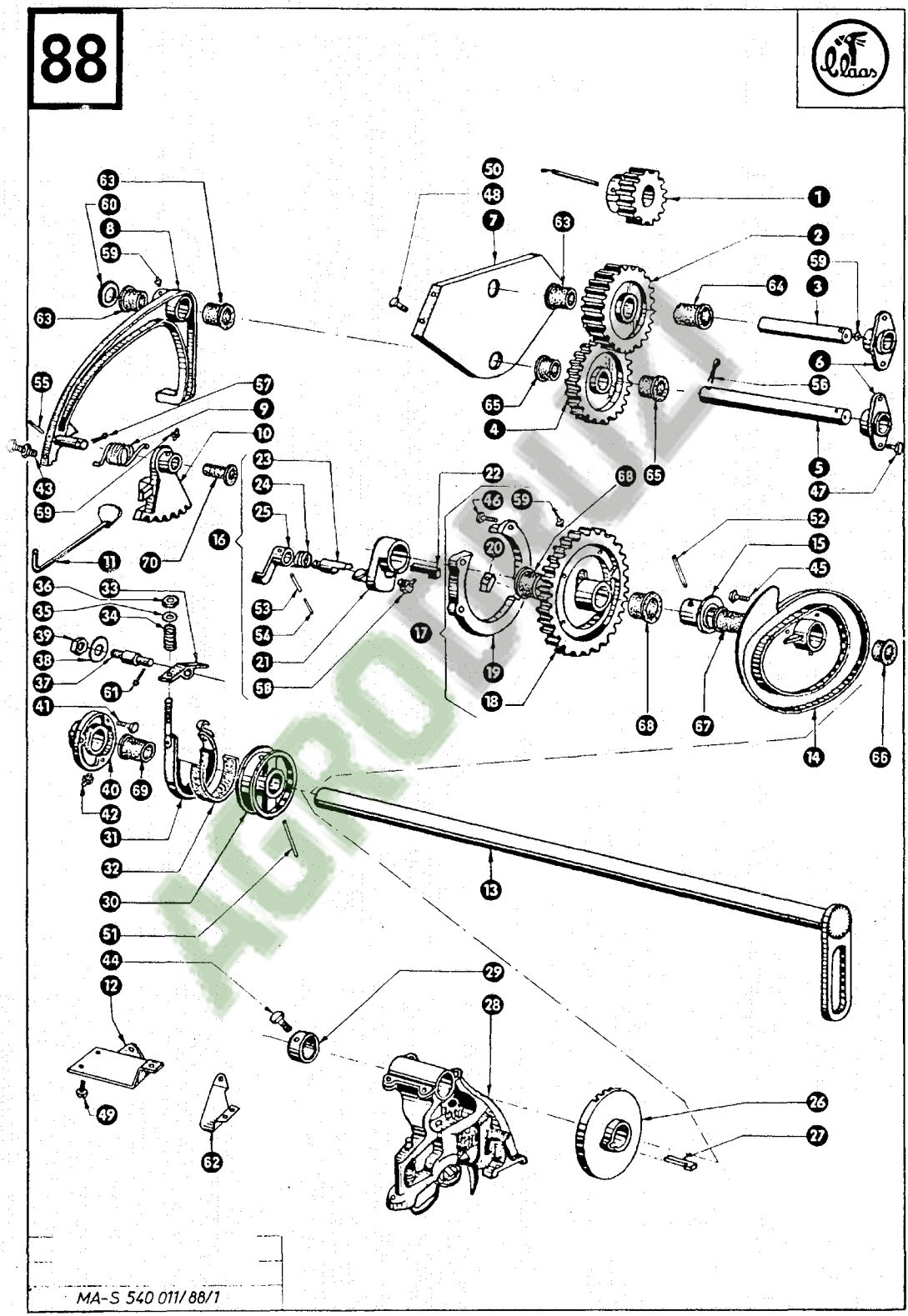
63
60
8
59
63
55
57
9
10
43
59
11
70
16
23
24
25
53
54
21
58
36
33
35
34
39
38
37
61
41
40
69
42
31
32
30
51
44
12
49
62
50
48
7
63
1
2
59
3
64
6
56
65
4
65
5
47
22
46
59
68
20
17
19
18
52
15
45
68
67
14
66
13
29
28
26
27
MA-S 540 011/88/1

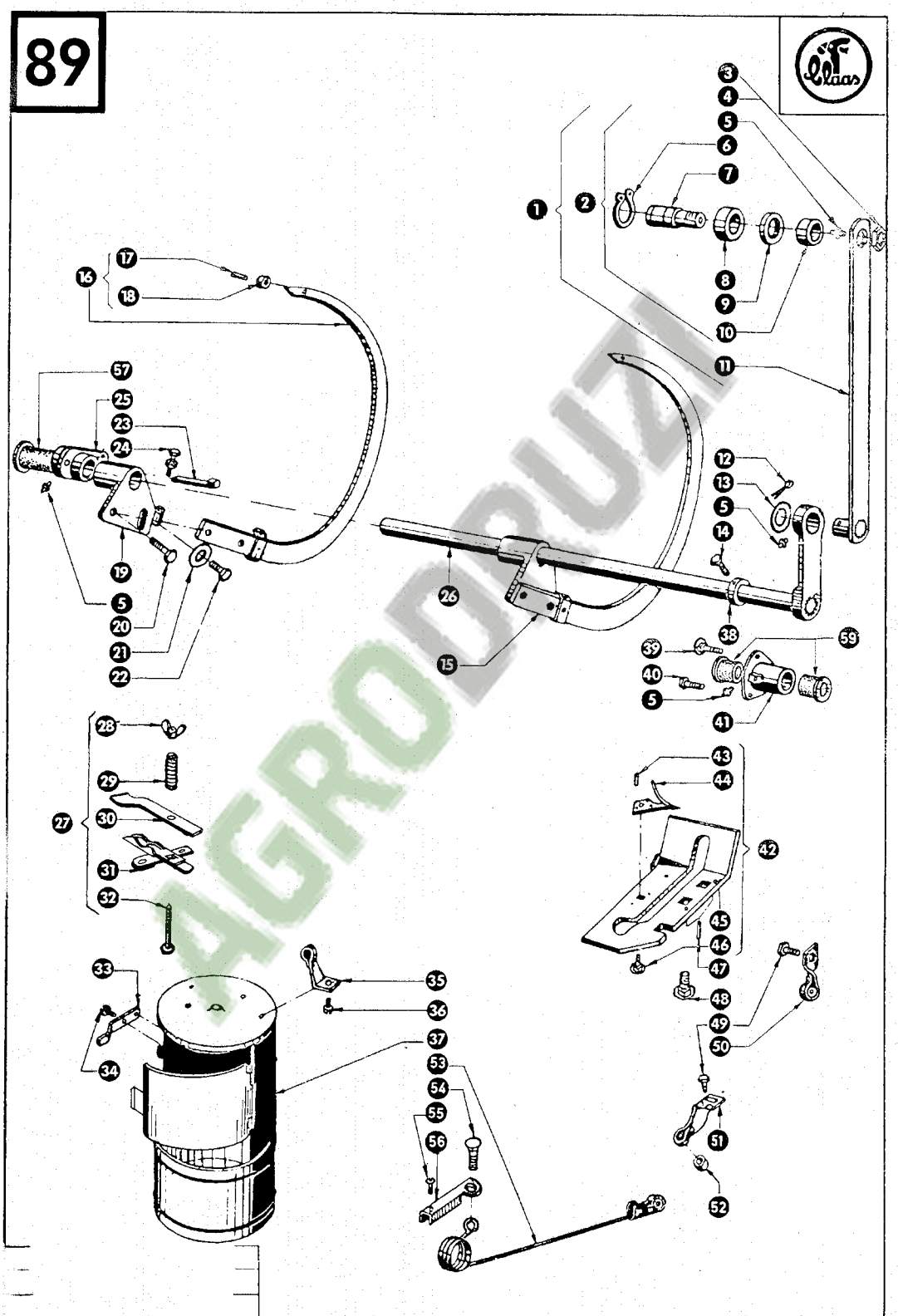
1
2
3
4
5
6
7
8
9
10
11
12
13
14
15
16
17
18
19
20
21
22
23
24
25
26
27
28
29
30
31
32
33
34
35
36
37
38
39
40
41
42
43
44
45
46
47
48
49
50
51
52
53
54
55
56
57
59

AGRODRUZI

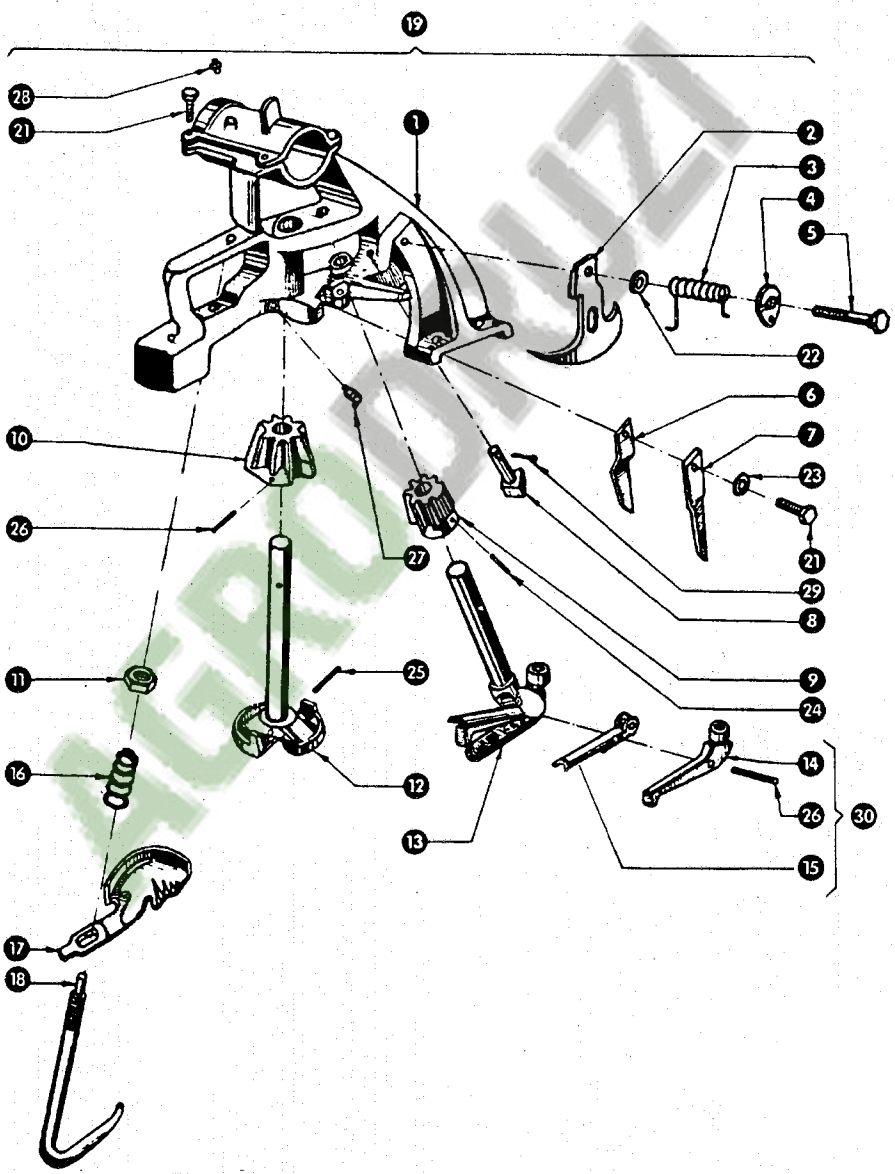
19
28
21
1
2
3
4
5
22
6
7
23
21
29
8
9
24
10
26
27
11
25
16
12
13
14
26
30
15
17
18

AGRODRUZI

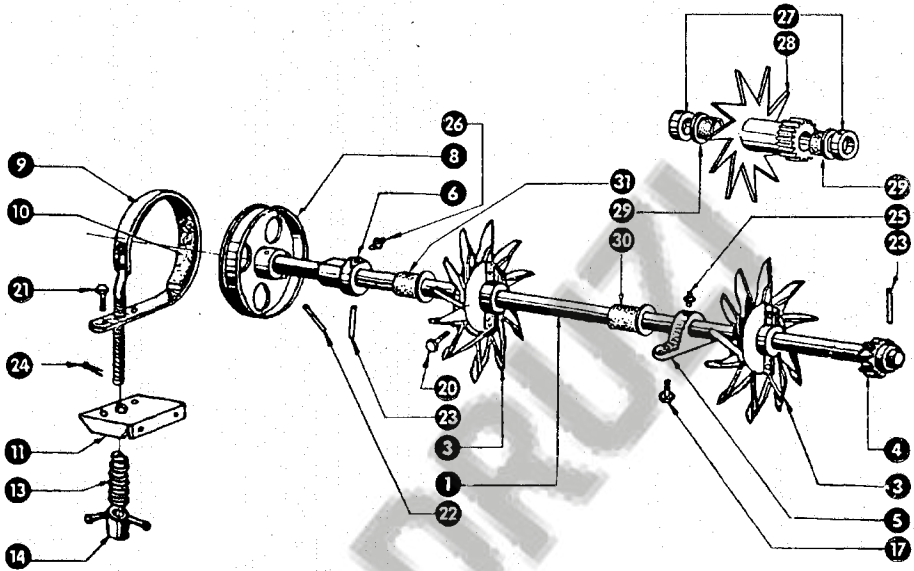
27
28
26
8
6
9
10
31
29
29
25
30
23
21
24
20
23
3
4
11
1
3
13
22
5
17
14

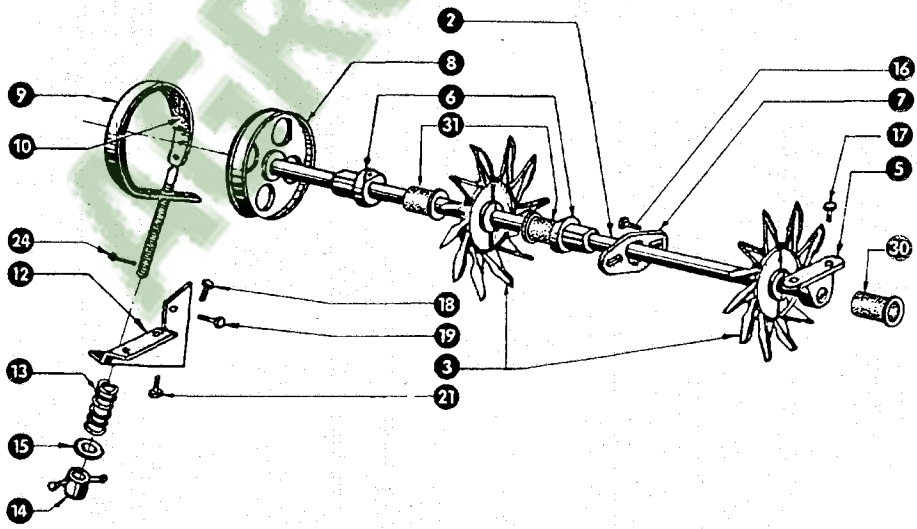
2
8
16
9
6
7
10
31
17
5
24
30
12
18
19
13
3
21
15
14

AGRODRUZI

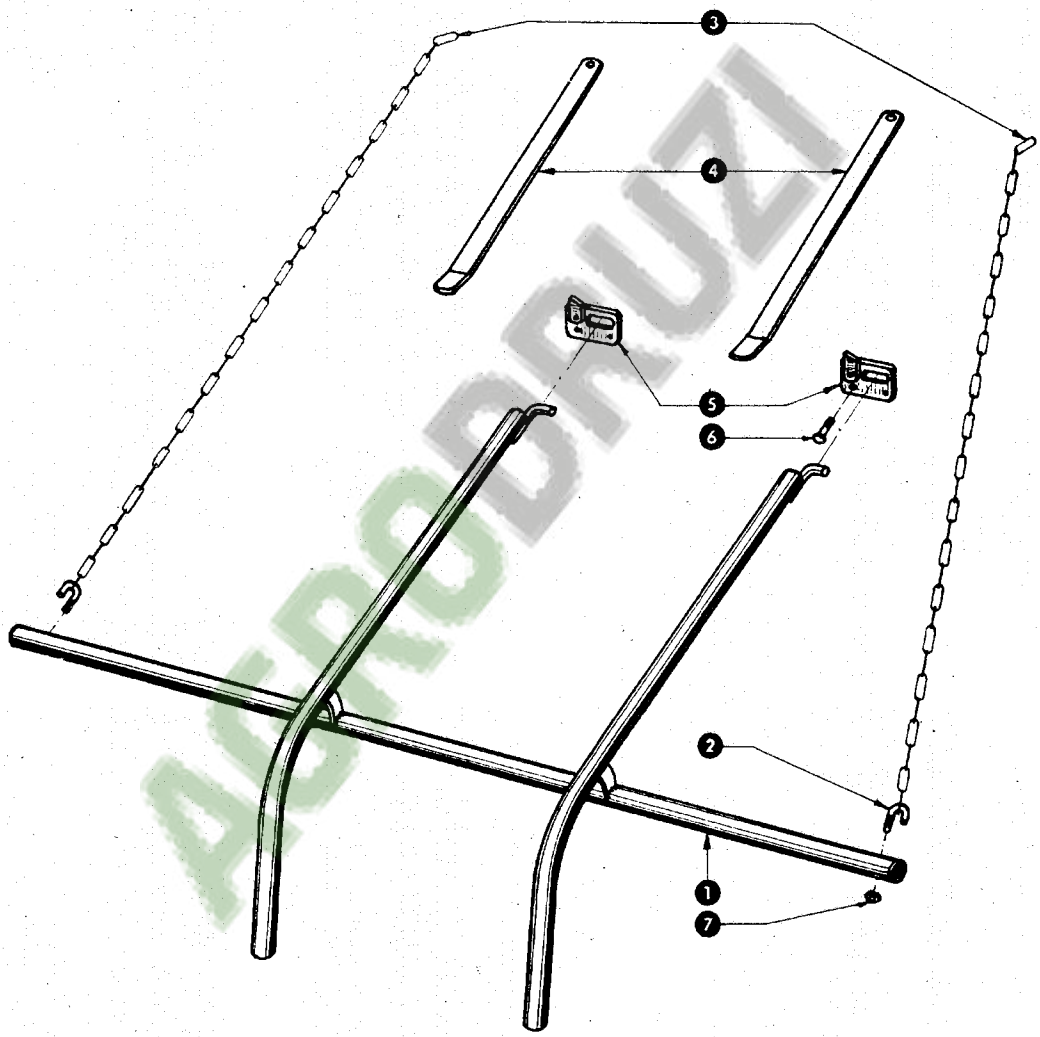

AGRODRUZI

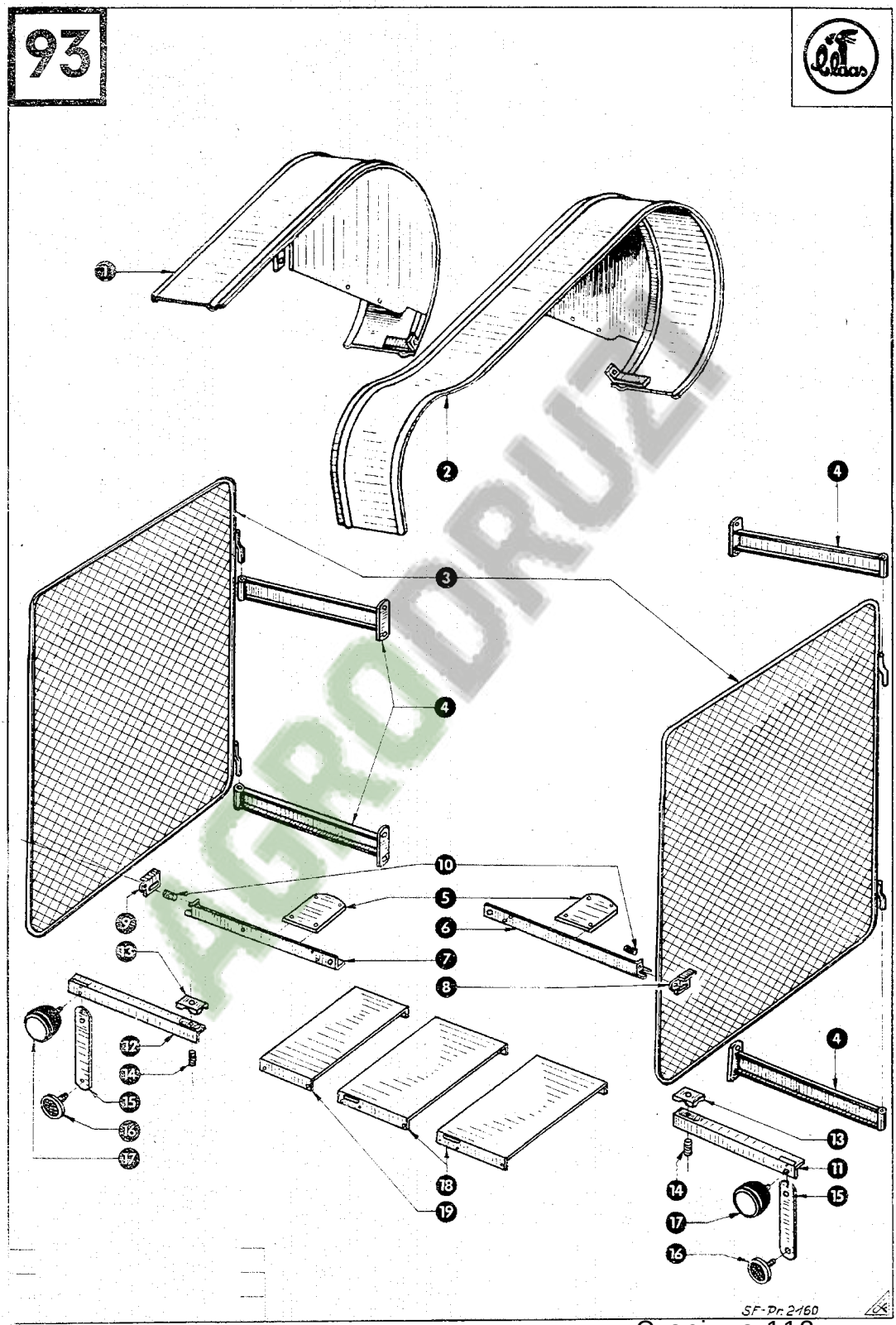

AGRODRUZ

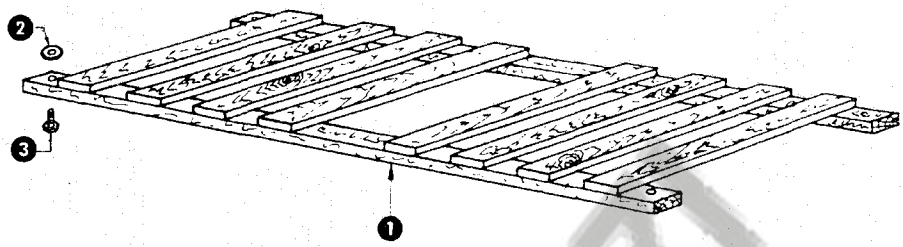

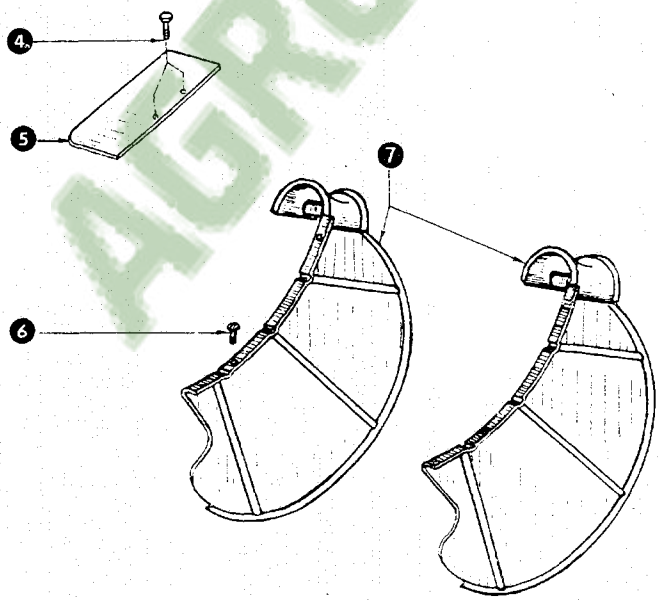

AGRODRUZI

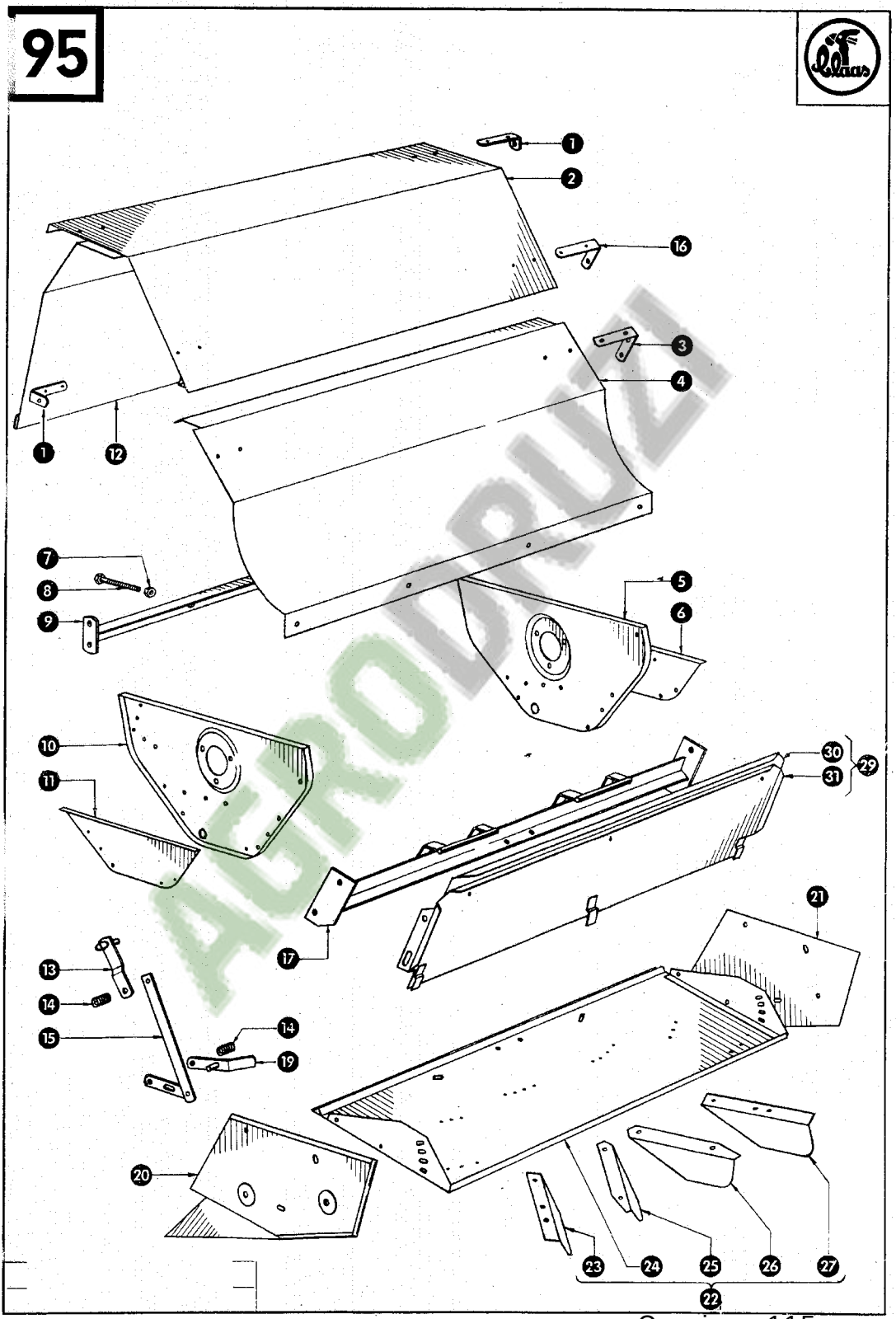
1
2
16
3
4
1
12
7
8
9
5
6
10
11
30
31
29
17
21
13
14
15
14
19
20
23
24
25
26
27
22

AGRODRUZI

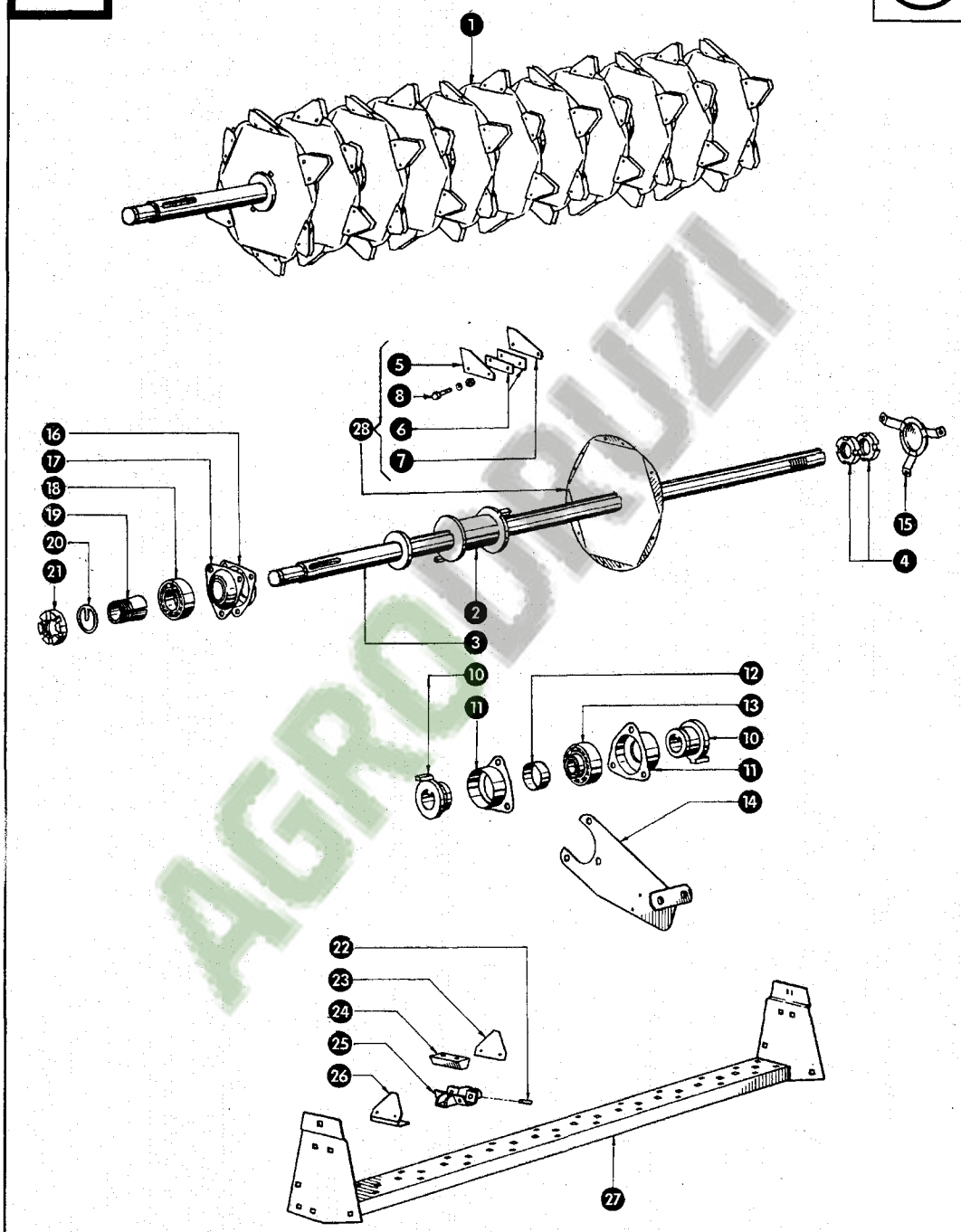
1
5
8
6
7
28
16
17
18
19
20
21
2
3
15
4
10
11
12
13
10
11
14
22
23
24
25
26
27

AGRODRUZI

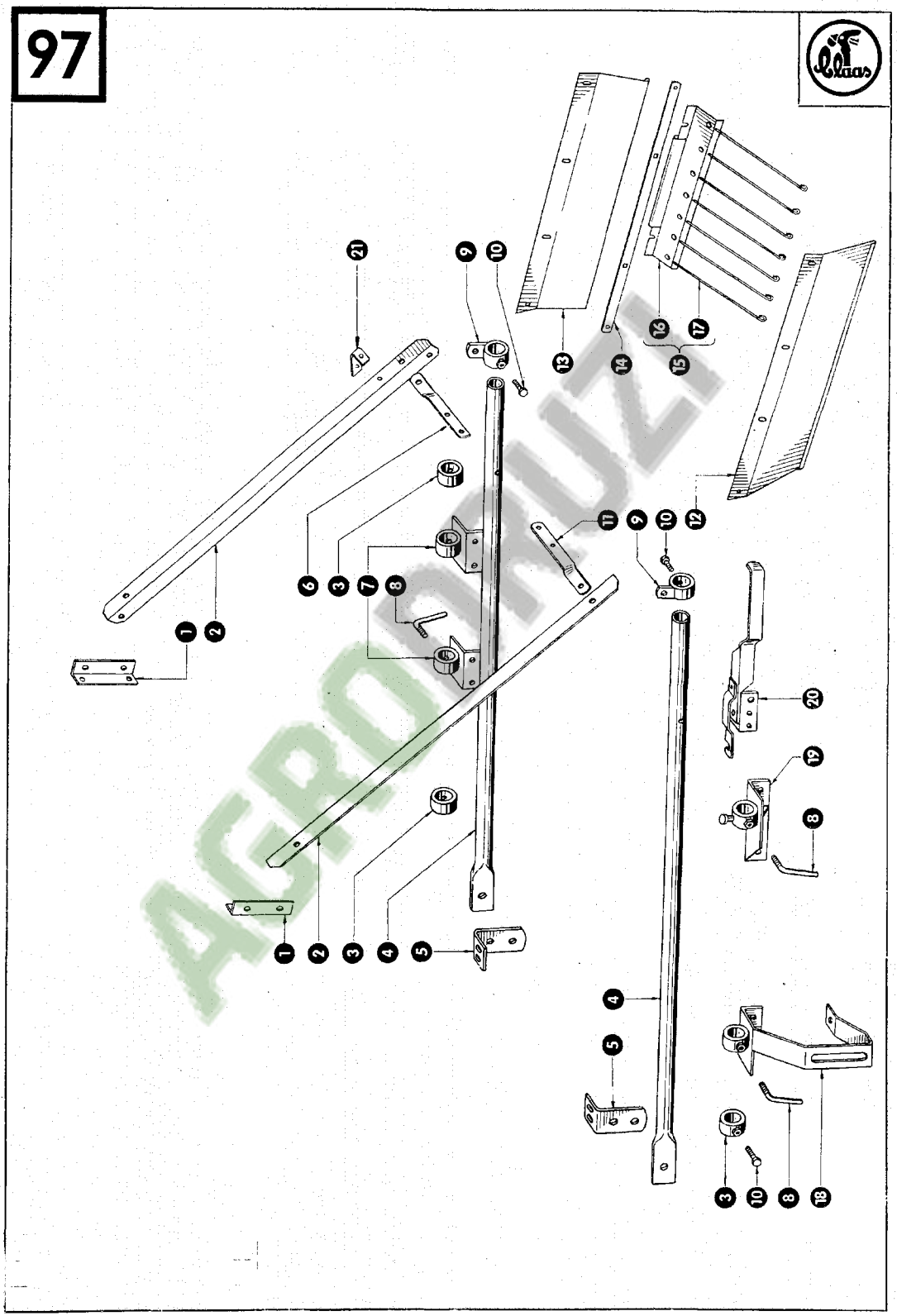

AGROBRUZI

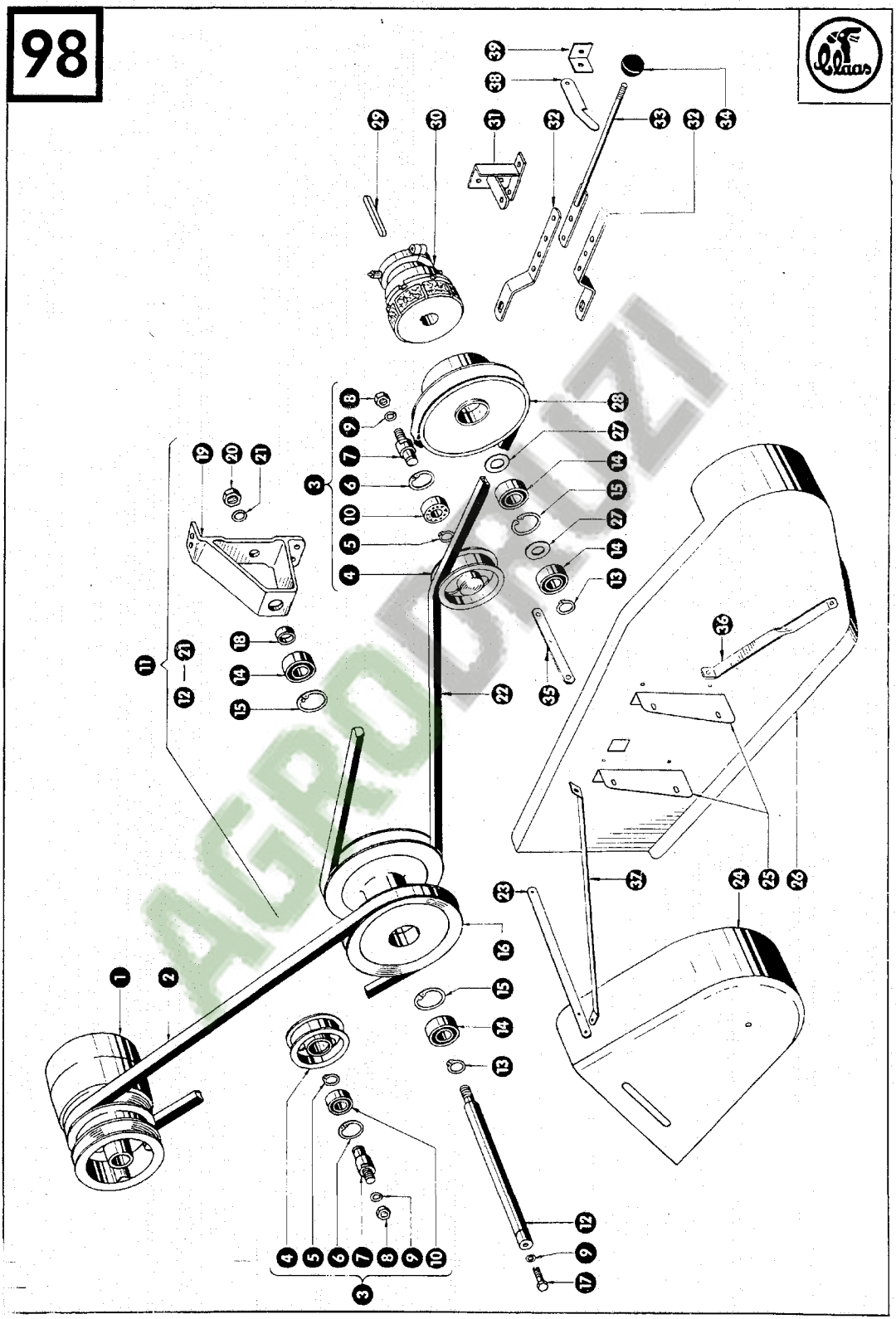
39
38
29
30
31
32
33
32
34
8
9
7
6
10
5
4
3
28
27
14
15
27
14
13
19
20
21
11
21
12
18
14
15
22
35
36
37
24
25
26
23
16
15
14
13
1
2
12
9
17
4
5
6
7
8
9
10
3

AGRODRUZI

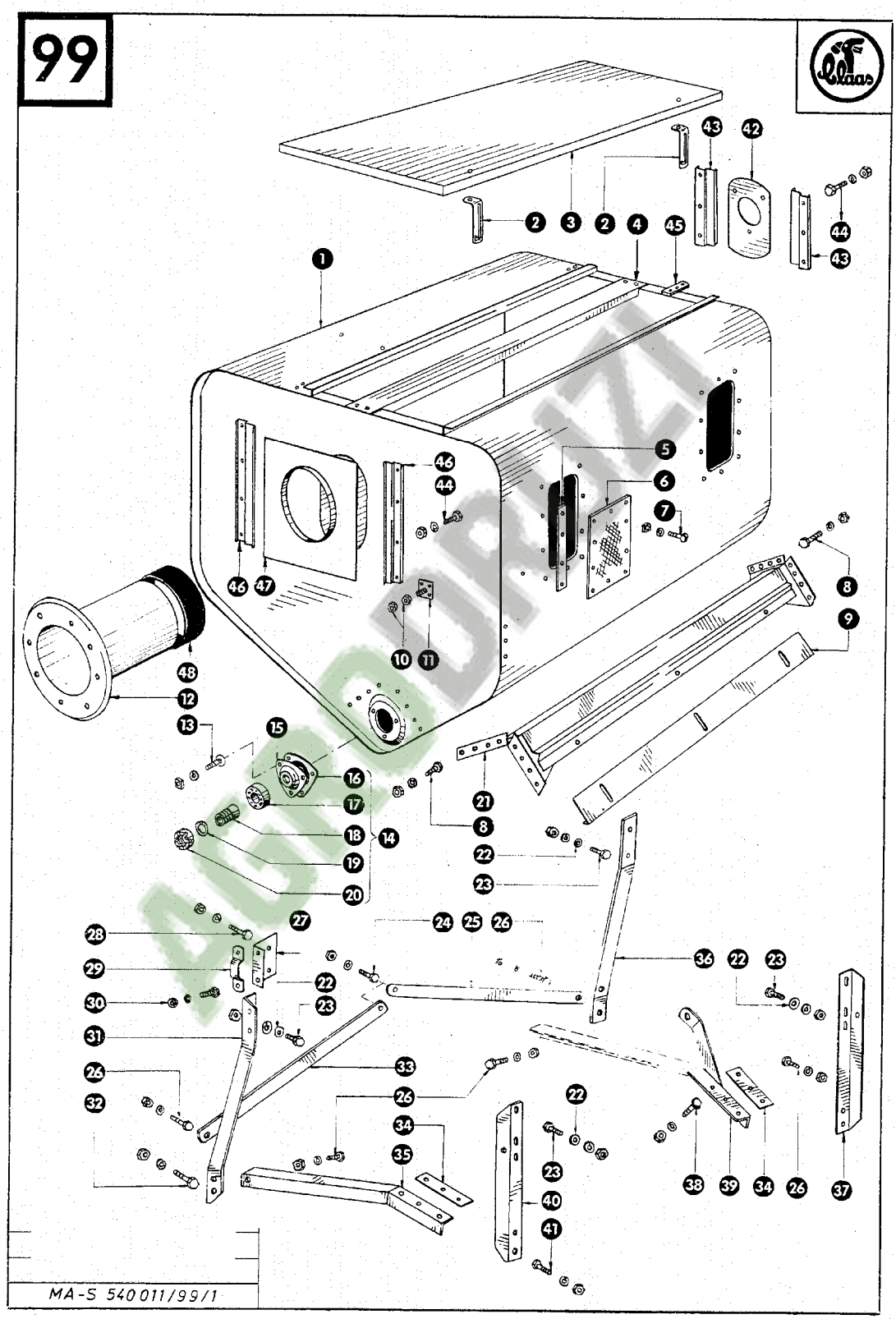

MA-S 540011/99/1

AGROBURIZI

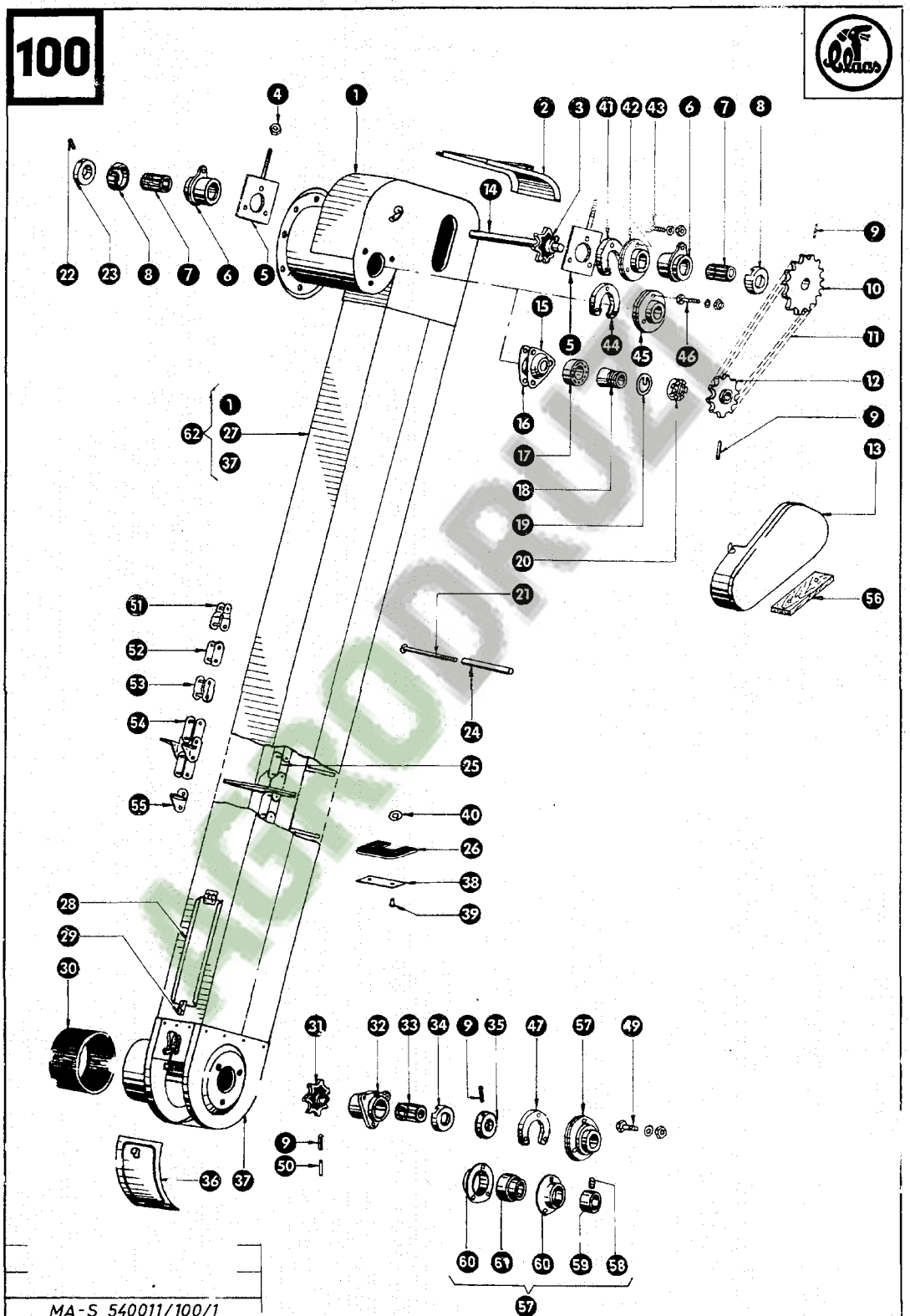

MA-S 540011/100/1

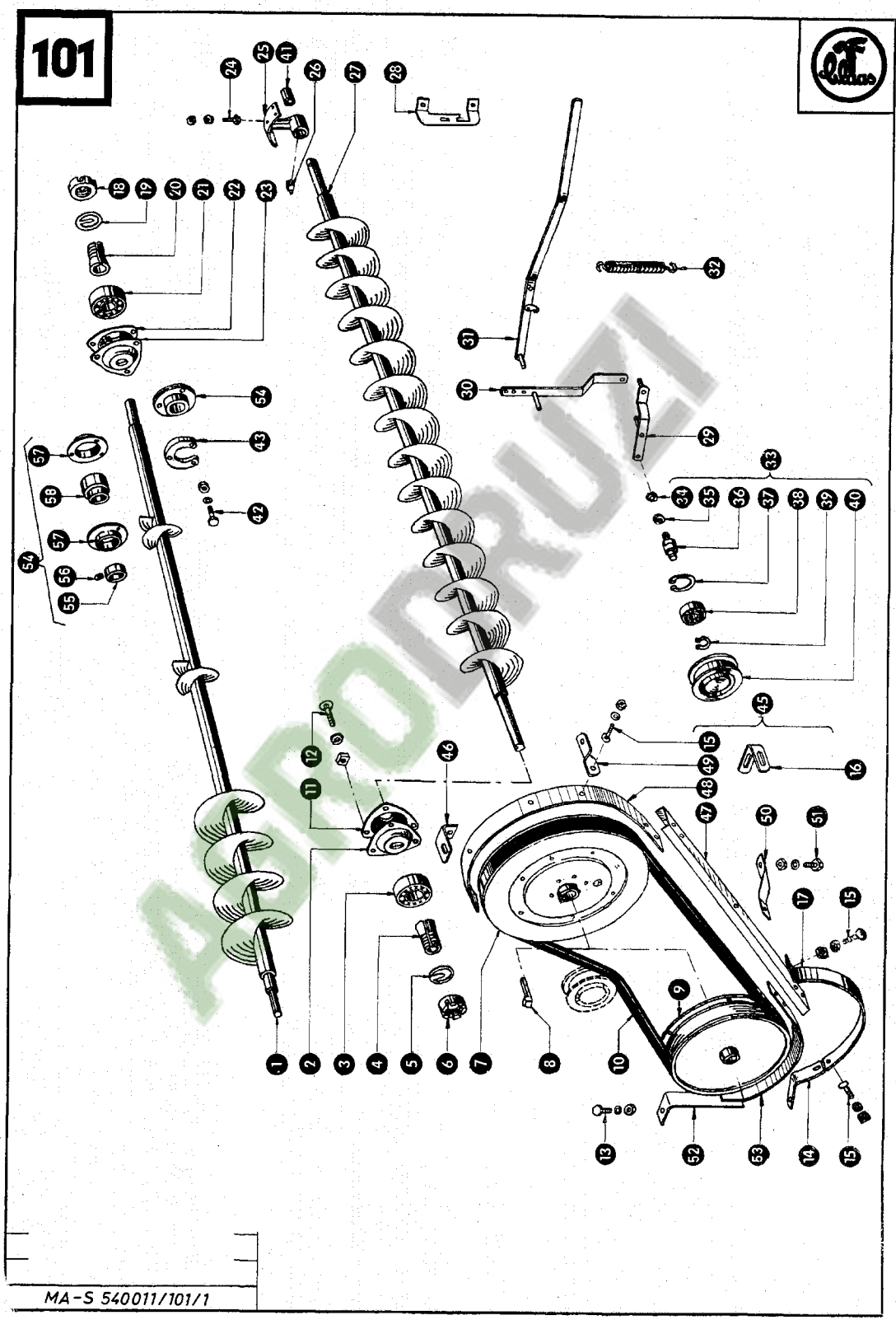
101
24
25
41
26
27
28
18
19
20
21
22
23
32
31
30
54
43
29
57
58
42
33
34
35
36
37
38
39
40
54
56
55
45
15
12
46
49
16
11
48
47
50
51
17
15
9
1
2
3
4
5
6
7
8
10
13
52
53
14
15
MA-S 540011/101/1

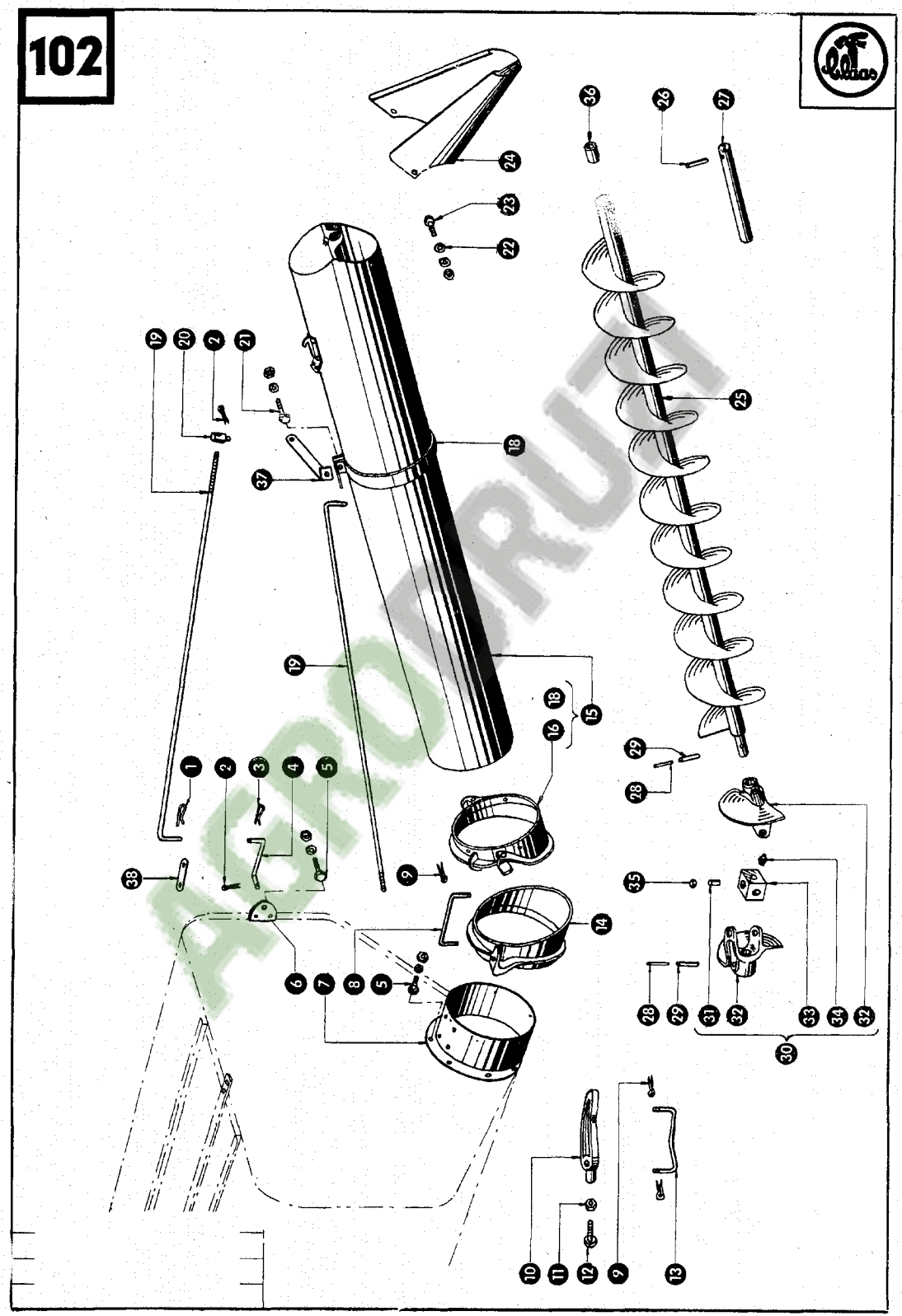
102
AGROPRUT

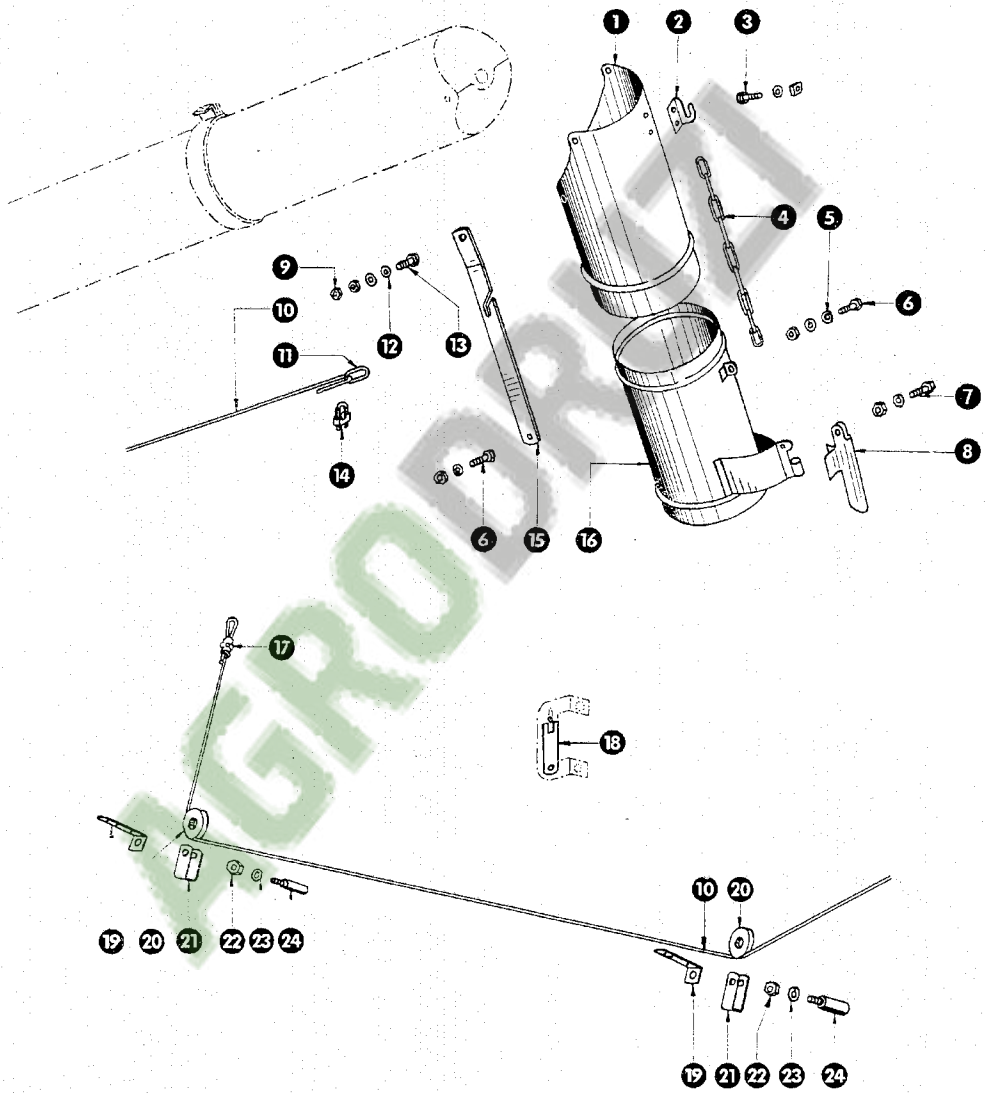
1
2
3
4
5
6
7
8
9
10
11
12
13
14
6
15
16
17
18
10
20
19
20
21
22
23
24
19
21
22
23
24

AGRODRIVE

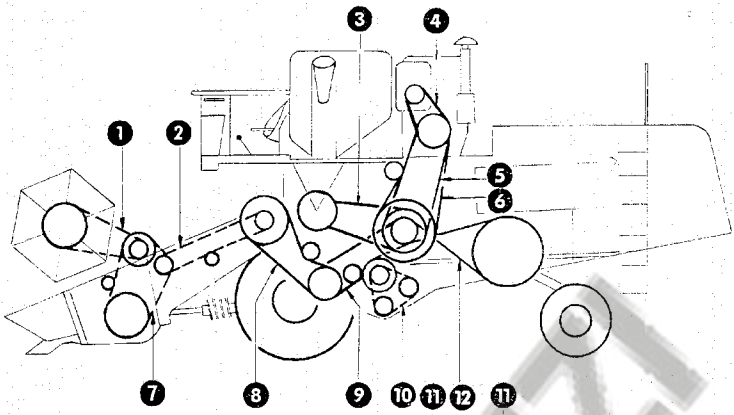

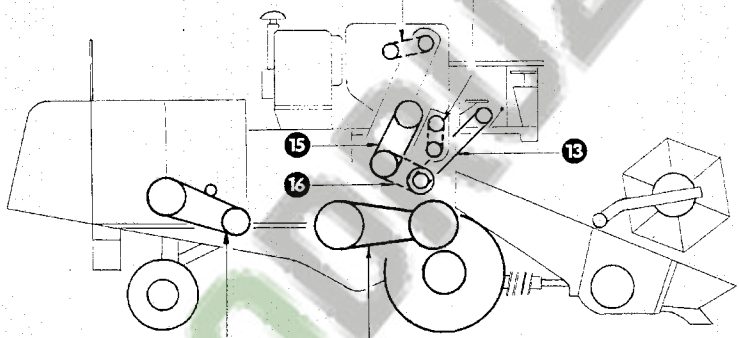

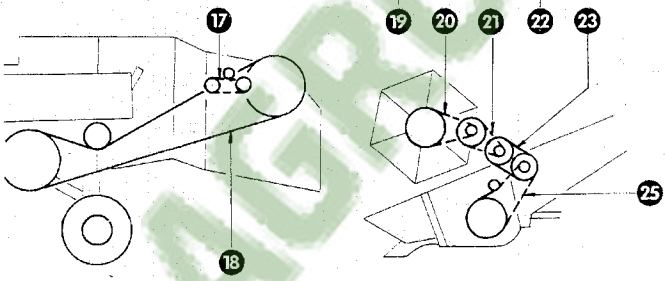

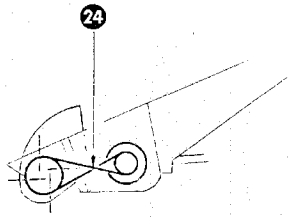

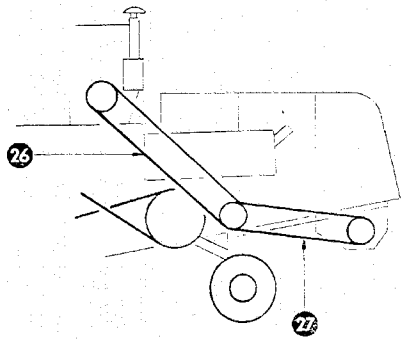

AGRODIZI